RoHS Compliance

REV	SYM	Revision Record	Appr.	Date
V0	KLS01011	New Version Release	Jenny	2024-12-20
V1.0	KLS01011	Other Change	WuHao	2026-10-14

Pin	02	03	04	05	06	07	08	09
Insulated Wiring Surface	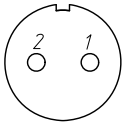	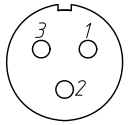	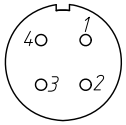	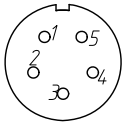	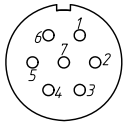	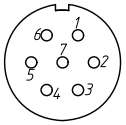	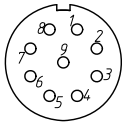	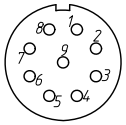
Rated Current (A)	10A	10A	5A	5A	5A	5A	5A	5A
Contact Diameter	2-Ø1.5	3-Ø1.5	4-Ø1.0	5-Ø1.0	6-Ø1.0	7-Ø1.0	8-Ø1.0	9-Ø1.0
Termination	Solder / Crimp	Solder / Crimp	Solder / Crimp	Solder / Crimp	Solder	Solder	Solder	Solder
Rated Voltage (AC.V)	500 V	500 V	500 V	500 V	400 V	400 V	400 V	400 V
Test Voltage (AC.V) 1 min	1500 V	1500 V	1500 V	1500 V	1200 V	1200 V	1200 V	1200 V
Contact Resistance mΩ	2.50000	2.50000	5	5	5	5	5	5
Wire Size Solder mm^2 / AWG	2 / 14 Max	2 / 14 Max	0.785 / 18 Max	0.785 / 18 Max	0.785 / 18 Max	0.785 / 18 Max	0.785 / 18 Max	0.785 / 18 Max
Wire Size For Screw Ceimp mm^2 / AWG	1 mm^2 Max	1 mm^2 Max	0.5 mm^2 Max	0.5 mm^2 Max				

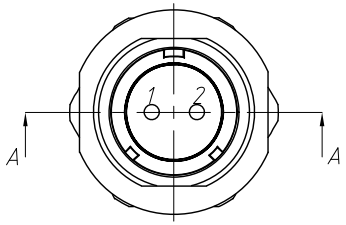

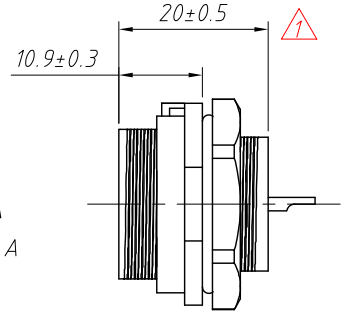

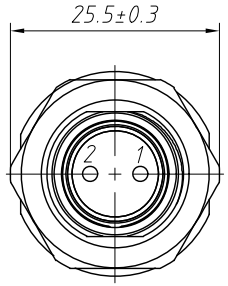

Material and other:
Coupling:Threaded
Shell:PPO,PA66,UL94V-0
Insert:PPS,Man Temperature:260℃
Contact:Brass,Gold Plating
Cable Outer Diameter Range:4.5~6.5mm
IP Rating:IP68
Mating Cycle:500 Cycles
Temperature Range:-25℃~+85℃
Insulation Resistance:2000MΩ

Order Information:

L-KLS15-W17 B2- xx

- L: RoHS
- IP68 Connectors
- Male Socket For Panel Mount
- Number of poles: 02~09 poles

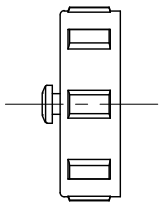

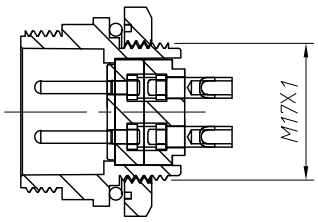

Section A-A

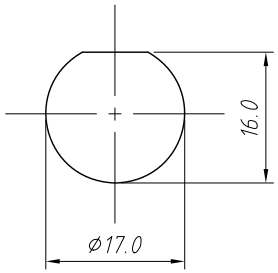

Opening Dimension Drawing

ANGLE TOLERANCE	PROJECTION		Description:	IP68 W17 Conn, Male Socket For Panel Mount,Solder
±3°				
GENERAL TOLERANCE	UNITS	mm	KLS P/N:	L-KLS15-W17B2-xx
x.x ±0.30	SHEET SIZE	A4		
x.xx ±0.20	Draw:	Jenny	2024-12-20	NingBo KLS ELECTRONIC CO.,LTD.
x.xxx ±0.10	Check:	Daniel	2024-12-20	