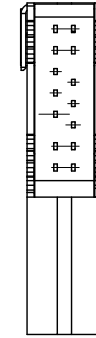

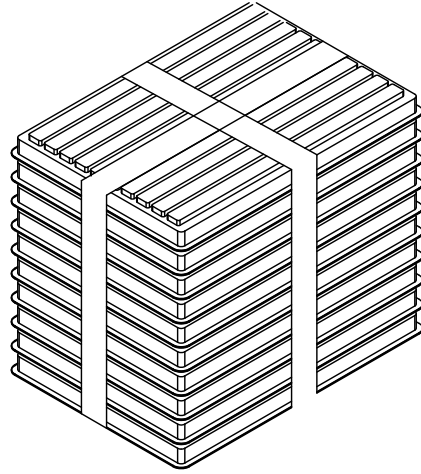


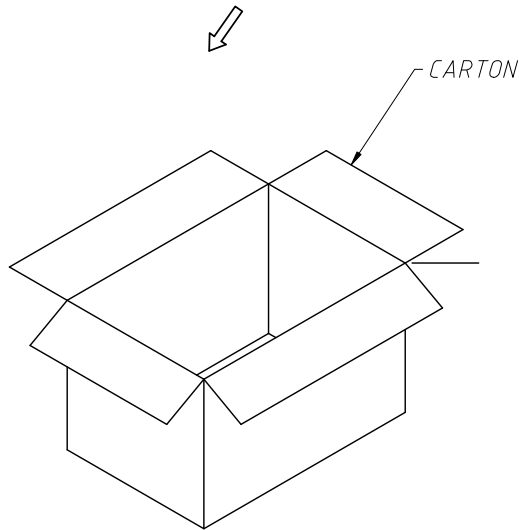


1  
RoHS Compliance

6	7	8
REV	SYM	Revision Record
V0	KLS014-72	New Version Release
		Appr.
		Song
		Date
		2025-11-06



Product



Instructions:

1. Prepare the required packaging materials according to the bill of materials;
2. The products that have been completed in the previous process are placed horizontally and uniformly in the vacuum formed box As shown in the figure, each tray of vacuum formed boxes contains 150PCS
3. Stack and match the bottom of the vacuum formed box filled with products with the box cover, and pack 40 trays in one box
4. The outer box is sealed with adhesive tape in the shape of a letter, and corresponding labels are affixed to the outer box

Notes:

1. Products inside the blister box cannot be packed too much or too little, and the direction must be consistent;
2. If there are unfilled cardboard boxes, foam or other items that do not affect quality must be used to fill them, and the last digit should be indicated on the carton head or label;
3. Confirm that the packaging material used has no nails or iron buckles or other connections;
4. 150Pcs/Tray, 40Tray/Carton, 6000Pcs/Carton

ANGLE TOLERANCE	PROJECTION	Description:	
$\pm 3^\circ$			USB Type-C Connector
GENERAL TOLERANCE	UNITS	mm	KLS P/N:
.x $\pm 0.30$	SHEET SIZE	A4	L-KLS1-5461-LX-XX
.xx $\pm 0.20$	Draw:	Song	2025-11-06
.xxx $\pm 0.10$	Check:	Daniel	2025-11-06



NingBo KLS ELECTRONIC CO.,L TD.