

Product Specification

Number: L-KLS5-04-CR2450

Name: Lithium-manganese dioxide
Primary Button Battery

Customer: _____

Date: 2025-09-22

Customer Signature:



WWW.KLSELE.COM

NINGBO KLS ELECTRONIC CO; LTD

Tel : 0086-574-86828566

Fax : 0086-574-86824882

ADD : NO. 8-1, RONGXIA RD. XIAPU SHANQIAN
INDUSTRIAL ZONE BEILUN NINGBO ZHEJIANG.

Compi	Check	Review	Approva
Jenny	Jack.C		

Part name	Lithium-manganese dioxide Primary Button Battery	Date	2025-09-22
Part number	L-KLS5-04-CR2450	Edition	V1
Department		Page	2/23

PRODUCT SPECIFICATION

产品技术规范

1. Applicability:

(适用性)

This specification is applicable to the following product:

Coin type manganese lithium battery **CR2450**

本规范适用于以下产品：锂锰扣式电池 **CR2450**

2. Battery type and ratings:

(电池类型和等级)

2.1. Battery type (电池类型) : **CR2450**

2.2. Nominal voltage (标准电压) : **3.0V**

2.3. Nominal capacity: **600mAh** (on continuous discharge at 20°C under 7.5kΩ load to
(标准容量) 2.0V end-voltage, 20°C条件下负载7.5kΩ连续放电至2.0V 终止)

2.4 Outer dimensions: Outer dimensions shall be as shown in Fig. 1, Battery Dimensions.
(外观尺寸) 外观尺寸见图1“电池尺寸”

2.5 Mass (包装重量) : **Approx. 6.9 g**

2.6 Production country (生产国家) : **China**

2.7 Guarantee (保质期) : **1 year**

2.8 Terminals (接线端) :

Materials of Positive electrode (正极材料) : SUS430/SUS430+Ni-plated

Negative electrode (负极材料) : SUS430/SUS430+Ni-plated

3. Quality requirements:

(质量要求)

3.1 Dimensions: Dimensions of batteries when tested in accordance with Subparagraph 4.4.1 shall be as shown in Fig. 1. Battery dimensions.

(尺寸：测试的电池尺寸应与4.4.1图1“电池尺寸”相一致)

3.2 Appearance: Battery shall have no deformation, dent, stain, leakage and camber or burr on their sealing members, which may adversely affect their appearance, performance and commercial value. There shall be no coatings or other foreign objects on the surface of terminals which may adversely affect actual use or performance of batteries.

(外观：电池外观应无变形，无凹痕，无污点，无漏液，密封部件无拱形或毛边，以免影响其外观性能和商业价值。电池接线端应无覆盖物或异物，以免影响实际使用或电池性能)

3.3 Characteristics (特性) :

(1) *Open-circuit voltage:* Open-circuit voltage of batteries when tested in accordance with Subparagraph 4.4.3 shall meet the requirement set forth in Table 1.

(开路电压：测试的开路电压应与4.4.3表1相一致)

(2) *Closed-circuit voltage:* Closed-circuit voltage of batteries when test in accordance with Subparagraph 4.4.4 shall meet the requirements set forth in Table 1.

(闭路电压：测试的闭路电压应与4.4.4表1相一致)

Part name	Lithium-manganese dioxide Primary Button Battery	Date	2025-09-22
Part number	L-KLS5-04-CR2450	Edition	V1
Department		Page	3/23

[TABLE 1]

TEST ITEMS 测试项目	TEMPERATURE 温度	INITIAL 初期	AFTER 12 MONTHS 12个月后	REMARKS 备注
Open-circuit Voltage 开路电压	20±2°C	3.0V TO 3.4V	3.0V TO 3.4V	
Closed-circuit Voltage 闭路电压	20±2°C	3.0V TO 3.4V	3.0V TO 3.4V	Load Resistance 7.5kΩ . 0.8 Sec. 负载7.5kΩ电阻0.8秒

(3) Service life: Service life of batteries when tested in accordance with Subparagraph 4.4.5 shall meet the requirements set forth in Table 2.

(使用寿命: 测试的使用寿命应与4.4.5表2相一致)

[TABLE 2]

TEST ITEMS 测试项目	TEMPERATURE 温度	INITIAL 初期	AFTER 12 MONTHS 12个月后	REMARKS 备注
Service Life 使用寿命	20±2°C	1400 Hrs. Or Longer ≥1400小时	1372 Hrs. or Longer ≥1372小时	Continuous Discharge Under 7.5kΩ Load to 2.0V End-Voltage 负载7.5kΩ连续放电至2.0V终止

(4) Service life after storage at high temperature: Service life of batteries when tested in accordance with Subparagraph 4.4.6 shall meet the requirements set forth in Table 3

(高温储存后使用寿命: 测试的使用寿命应与4.4.6表3相一致)

[TABLE 3]

TEST ITEM 测试项目	STORAGE TEMP 储存温度	STORAGE PERIOD 储存期	REQUIREMENT 要求	REMARKS 备注
Service Life After Storage At High Temperature 高温储存后使用寿命	60 ±2°C	20 Days	1372Hrs Minimum ≥1373小时	Continuous Discharge At 20±2°C Under 7.5kΩ Load To 2.0V End-Voltage After Storage. 储存后, 20±2°C条件下负载7.5kΩ连续放电至2.0V终止

(5) Leakage characteristics: Batteries when tested in accordance with Subparagraph 4.5.1 shall have no leakage.

(漏液特性: 测试的电池应与4.5.1表4相一致 (无漏液))

[TABLE 4]

TEST ITEM 测试项目	REQUIREMENT 要求	TEST CONDITIONS 测试条件
Leakage Characteristics 漏液特性	No Leakage 无漏液	Temperature: 45 ± 2°C, Relative Humidity: 75% Storage: 30 Days Shall Be Inspected By Visual Means 温度: 45 ± 2°C, 相对湿度: 低于75% 储存: 30天 视觉检查

(6) Self-discharge: Self-discharge of batteries when tested in accordance with Subparagraph 4.5.2 shall be as set forth in Table 5.

(自放电: 测试的自放电应与4.5.2表5相一致)

Part name	Lithium-manganese dioxide Primary Button Battery	Date	2025-09-22
Part number	L-KLS5-04-CR2450	Edition	V1
Department		Page	4/23

[TABLE 5]

TEST ITEM 测试项目	REQUIREMENT 要求	TEST CONDITIONS 测试条件
Self-discharge 自放电	2% or Below 2% 或以下	Continuous Discharge Under 7.5k Ω Load To 2.0V End-voltage After 12 Months Storage At 20°C. (To Obtain From The Mean Value Of The Same Lot) 20°C条件下储存12个月后负载7.5k Ω 连续放电至 2.0V 终止。 (取平均值)

4. Testing:

(测试)

4.1 Test conditions (测试条件) :

4.1.1 Initial test: Initial test must be done within 1 months from delivery

(初期测试: 初期测试应在交付后一个月内进行)

4.1.2 Temperature and humidity: Unless otherwise specified elsewhere, tests shall be conducted at ordinary temperature (20 \pm 2°C) and ordinary humidity (55 \pm 20%RH).

(温度和湿度: 除非另有说明, 测试应安排在常温 (20 \pm 2°C) 和正常湿度 (55 \pm 20%RH) 的环境中进行)

4.2 Storage of test specimen batteries (测试样品电池的储存) :

4.2.1 Specimen batteries to be tested shall be kept at the ambient temperature of 25°C or below and at the relative humidity of 75% or below.

(待测的样品电池应在环境温度25°C 或以下, 相对湿度75% 或以下的环境中保存)

4.2.2 Storage at less than -20°C can deform the plastic parts and may cause a leakage.

(在低于-20°C 储存会使塑料部件变形, 导致漏液)

4.2.3 To prevent self-discharge caused by corrosion or decrease of insulation, humidity during storage shall be less than 75%RH without dewing on battery.

(以防因腐蚀或绝缘材料减少引起的自放电, 储存的湿度应低于75%RH 不至于电池结露)

4.3 Measuring instruments and devices (测量仪器与装置) :

4.3.1 Dimensions: Outer micrometers specified in JIG26-95, dial gauges specified in JIS B 7503, and vernier callipers specified in JIG30-92 or those having equal or better accuracy shall be used.

(尺寸: JIG26-95中指定的千分尺, JIS B 7503中指定的百分表, JIG30-92 中指定的游标卡尺或等效或更精确的仪器)

4.3.2 DC voltmeters: The tolerance shall be \pm 0.01V and the input resistance rating shall be 10M Ω or more. (直流电压表: 公差应在 \pm 0.01V, 输入电阻极限为10M Ω 或更大)

4.3.3 Load resistance: Load resistance shall include resistance throughout external circuits, and its tolerance shall be \pm 0.5%.

(负载电阻: 负载电阻应包含贯穿外部电路的电阻, 公差应在 \pm 0.5%)

4.4 Test methods (测试方法) :

4.4.1 Dimensions: Dimension shall be measured with instruments specified in Subparagraph 4.3.1 above, provided that either one or both sides of such instruments shall be insulated in measuring the overall height of the batteries.

(尺寸: 尺寸应用上面4.3.1指定的工具测量。工具的一边或两边在测试电池总高时应被绝缘)

4.4.2 Appearance: Appearance of batteries shall be inspected by visual means.

(外观: 电池外观应通过视觉检查)

4.4.3 Open-circuit voltage: Test specimen batteries shall be kept for 8 hours or longer at the

Part name	Lithium-manganese dioxide Primary Button Battery	Date	2025-09-22
Part number	L-KLS5-04-CR2450	Edition	V1
Department		Page	5/23

ambient temperature specified in Table 1, and then the voltage between both terminals shall be measured at the same ambient temperature with a voltmeter as specified in Subparagraph 4.3.2.

(开路电压：测试样本电池应在表1中指定的环境温度中储存8小时或以上，然后在同一环境温度中用4.3.2指定的电压表测试两端电压)

4.4.4 Closed-circuit voltage: Test specimen batteries shall be kept for 8 hours or longer at the ambient temperature specified in Table 1. and then the voltage between both terminals shall be measured with a voltmeter as specified in Subparagraph 4.3.2 while the specified load is connected between both terminals at the same ambient temperature as specified above; provided that the measured value shall be based on meter reading taken 0.8 seconds after the circuit is closed.

(闭路电压：测试样本电池应在表1中指定的环境温度中储存8小时或以上，然后在同一环境温度中用4.3.2指定的电压表测试两端电压，同时规定负载应按照上面指定在同一环境温度中连接电池两端,提供的测量值应基于闭路后0.8秒内读取的仪表读数)

4.4.5 Service life: Test specimen batteries shall be kept for 8 hours or longer at the ambient temperature specified in Table 2. and shall then be continuously discharged at the same ambient temperature and through the specified load resistance. The discharge shall be continued until the terminal voltage of the test specimens falls below the discharge end-point voltage of 2.0V, and the time during which the terminal voltage has been maintained equal to and above the discharge end-point voltage shall be taken as the service life.

(使用寿命：测试样本电池应在表2中指定的环境温度中储存8个小时或以上，然后在同一环境温度中连接规定负载电阻连续放电。放电应是连续的直到测试样本的路端电压降到放电终止电压2.0V，路端电压维持在等于或高于放电终止电压的时间即是使用寿命)

4.4.6 Service life after high-temperature storage: Test specimen batteries, after having been stored at the temperature and period specified in Table 3, shall be kept for 12hours or longer at ordinary temperature ($20\pm 2^{\circ}\text{C}$) and at ordinary humidity ($55\pm 20\%\text{RH}$) and shall then be continuously discharged through the load resistance $7.5\text{k}\Omega$ at ambient temperature of $20\pm 2^{\circ}\text{C}$. The discharge shall be continued until the voltage falls below the discharge end-point voltage of 2.0V, and the time during which the voltage has been maintained equal to and above the discharge end-point voltage shall be taken as the service life.

(高温储存后使用寿命：测试样本电池在表3中指定的温度和时期储存后应在常温($20\pm 2^{\circ}\text{C}$) 正常湿度($55\pm 20\%\text{RH}$) 环境中储存12个小时或以上，然后在 $20\pm 2^{\circ}\text{C}$ 的环境温度中连接7.5k负载电阻连续放电。放电应连续直到电压降到放电终止电压2.0V，电压维持在等于或高于放电终止电压的时间即是使用寿命)

4.5 Other tests (其它测试) :

Tests specified below shall be conducted as required. Except as specified in this paragraph. Test methods be in accordance with the provisions of Paragraph 4.4.

(下面指定的测试应按需要进行。除非本段指定，测试方法与4.4相一致)

4.5.1 Electrolyte leakage test: Test specimen batteries shall be examined for electrolyte leakage while they are kept at ordinary temperature and at ordinary humidity after having been stored at the temperature, humidity and period specified in Table 4.

(电解液漏液检测：测试样本电池在表4中指定的温度、湿度和时期储存后在常温和正常的湿度下储存时检测其电解液漏液与否)

4.5.2 Self-discharge: Test specimen batteries which have been stored for 12 month at the ambient temperature of $20\pm 2^{\circ}\text{C}$ and at the relative humidity of $55\pm 20\%$ shall be tested for

Part name	Lithium-manganese dioxide Primary Button Battery	Date	2025-09-22
Part number	L-KLS5-04-CR2450	Edition	V1
Department		Page	6/23

service life in accordance with the method specified in Subparagraph 4.4.5
 (自放电: 测试样本电池在环境温度20±2°C和相对湿度55±20%的环境中储存12个月
 后, 应按照4.4.5中指定的方法测试其使用寿命)

Self-discharge shall be determined in the following manner:
 (自放电应在以下公式中确定)

$$\text{Self-discharge rate (\%)} = \frac{X1 - X2}{X1} \times 100\% \qquad \text{自放电率 (\%)} = \frac{X1 - X2}{X1} \times 100\%$$

X1: Average initial discharge life of batteries of the same lot X1: 同一批电池的平均初始放电寿命
 X2: Average discharge life after storage X2: 储存后平均放电寿命

4.6 Important Notes(Warranty) 重要事项 (担保)

4.6.1 The batteries are warranted to conform to the description contained in this specifications for a period of twelve(12) months from the ex-factory date and any claim by customer (apparatus manufacturer or distributor) must be made within such period. During that warranty period, if the batteries are proved to become defective, non-defective and conforming batteries will be supplied in due course at sole expense of KLS upon KLS's own determination that this is apparently caused by negligence of KLS.

(电池在工厂交货日期12个月内保证符合本规范中所含描述, 任何来自客户(仪器制造商或批发商)的要求必须在此期间完成。在保证期内, 如果电池被证明有缺陷, 或者无缺陷但不符合要求的电池, 费用由KLS单独承担)

4.6.2 This product, if defective in materials or workmanship, will be replaced free of charge, when returned to KLS Co., Ltd. Replacement is the sole obligation under this warranty. This warranty expressly excludes incidental and consequential damages caused by use of, or inability to use, this product.

(产品若有材料或工艺缺陷, 在退回到KLS时将被免费更换。更换在保证期内是KLS单独的责任。这里的保证, 不包括因使用或间接使用本产品而造成附属、从属损害)

4.6.3 When customer does any work on the battery except instructions in this specifications, for example wire is soldered to the tab or battery surface directly, KLS Co., Ltd.

Can not warrant any battery performance including safety and the customer shall undertake the responsibility of all damage caused by this battery.

(当客户在本规范规定的操作指南之外对电池采取其它任何动作, 例如在电池表面直接焊线, KLS 不保证电池安全等性能, 同时客户应承担所有应此电池而引起的损害责任)

4.6.4 Confirm and assure the matching and reliability of batteries on actual set or unit application with customer's responsibility

(确保在实际使用或设备应用中使用相匹配和可靠的电池, 以对客户负责)

4.6.5 In the case of the following situation, it will be assured that KLS Co., Ltd.

dose not take responsibility

(就以下情况来说, kls 将不承担责任)

Part name	Lithium-manganese dioxide Primary Button Battery	Date	2025-09-22
Part number	L-KLS5-04-CR2450	Edition	V1
Department		Page	7/23

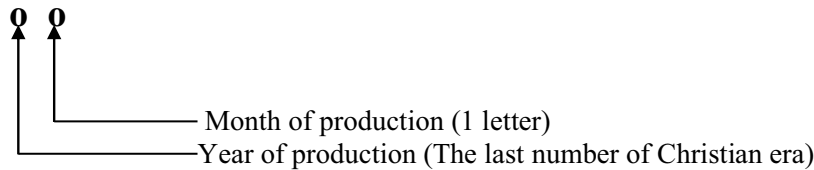
- (1) When the appropriate handling, use, installation, or examination of batteries were not carried out. (没有进行恰当的操作、使用、安装或检查电池)
- (2) When the instructions, attentions or warning mentioned in this specification were not followed. (没有遵循本规范中提到的操作指南, 注意或警告)
- (3) When the rational instructions or advice of KLS Co., Ltd. were not followed. (没有遵循KLS提出的指示或劝告)

4.6.6 When this specifications is not returned in 6 months from issued date. This specification is deemed to be. (当本规范自发行日起6个月内没有返回, 本规范将被认为生效)

5. Markings: (标签)

5.1 Markings on batteries (电池上标签) :

- 5.1.1 Battery type (电池类型) : CR2450
- 5.1.2 Brand of battery (电池品牌) :
- 5.1.3 Polarity (极性) : + [(-) shall not be indicated] (+ [(-) 不标识])
- 5.1.4 Manufacturing marks (制造标识) : The year and month of production shall be marked on the negative (-) terminal side (生产年月应在负极面(-)标识)



[[Example] 21..... Manufactured in January 2012

2X Manufactured in October 2012

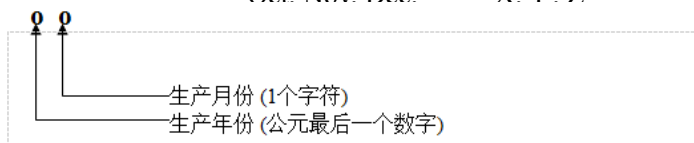
2Y Manufactured in November 2012

2Z Manufactured in December 2012

Month of production.

- January to September -- 1- 9

- Oct. Nov. Dec. -----X. Y. Z.



[例子] 21..... 2012年1月制造

2X 2012年10月制造

2Y 2012年11月制造

2Z 2012年12月制造

生产月份:

- 1月-9月 -- 1- 9

- 10月, 11月, 12月, -----X, Y, Z

Part name	Lithium-manganese dioxide Primary Button Battery	Date	2025-09-22
Part number	L-KLS5-04-CR2450	Edition	V1
Department		Page	8/23

(TYPE: CR2450)

CLASSIFICATION 分类		MANGANESE DIOXIDE LITHIUM PRIMARY BATTERY 锂-二氧化锰电池
BATTERY SYSTEM 电池体系		COIN TYPE MANGANESE DIOXIDE LITHIUM BATTERY 锂-二氧化锰扣式电池
BATTERY TYPE 电池型号		CR2450
NOMINAL VOLTAGE 标准电压		3.0V
NOMINAL CAPACITY 标准容量		600mAh (ON CONTINUOUS DISCHARGE UNDER 7.5kΩ load to 2.0V end-point) (负载 7.5kΩ 连续放电至2.0V终止)
STANDARD DISCHARGE CURRENT 标准放电电流		0.2mA
MASS 重量		APPROX. 6.9g
TERMINALS 接线端	CAP TERMINAL 正极壳 CASE TERMINAL 负极盖	SUS430/SUS430+Ni-plated SUS430/SUS430+Ni-plated
OUTER DIMENSIONS 外观尺寸	DIAMETER 直径 OVERALL HEIGHT 总高	φ24.5(+0/-0.3)mm 5.0(+0/-0.3)mm
USABLE TEMPERATURE RANGE 使用温度范围		-20°C~+70°C
STORAGE TEMPERATURE RANGE 储存温度范围		0°C~30°C
STORAGE HUMIDITY RANGE 储存湿度范围		35%~75%

Part name	Lithium-manganese dioxide Primary Button Battery	Date	2025-09-22
Part number	L-KLS5-04-CR2450	Edition	V1
Department		Page	9/23

The Appearance Of CR2450

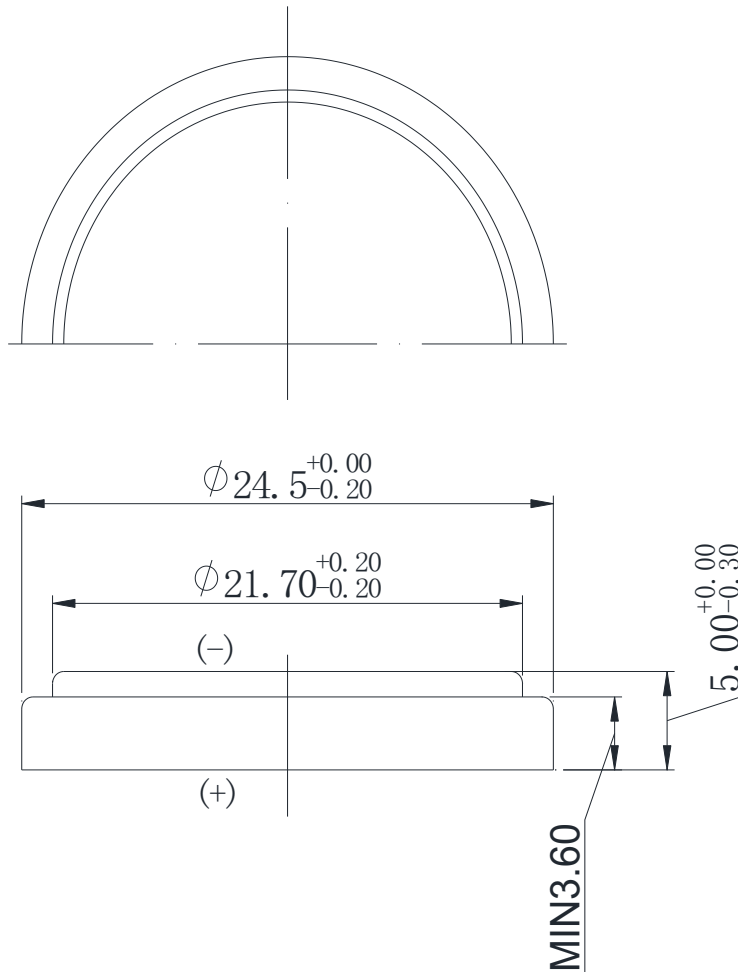
外观



The Dimensions Of CR2450

尺寸

Fig.1

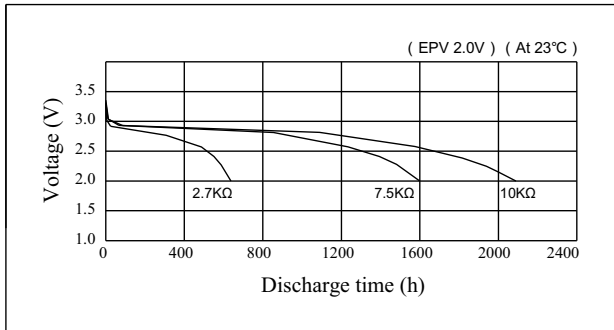


Part name	Lithium-manganese dioxide Primary Button Battery	Date	2025-09-22
Part number	L-KLS5-04-CR2450	Edition	V1
Department		Page	10/23

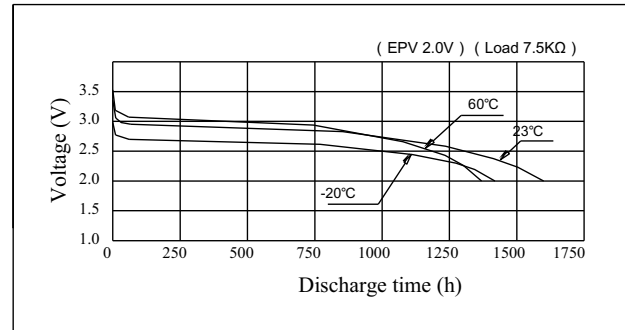
Specifications

Nominal Voltage	3V	<p style="text-align: center;">Dimensions (mm)</p>	A	$\phi 21.7$
Nominal Capacity	600(mAh)		B	$\phi 24.5^{+0.0}_{-0.2}$
Continuous standard load	7.5(K Ω)		C	3.60 (Ref.)
Operating temperature	-20 ~ 70°C		D	$5.0^{+0.0}_{-0.3}$
Weight	6.9(g)			

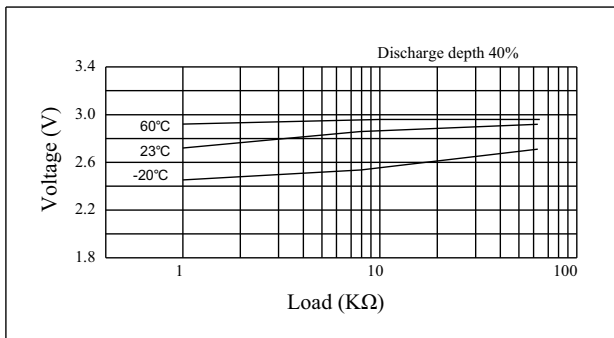
Discharge characteristics



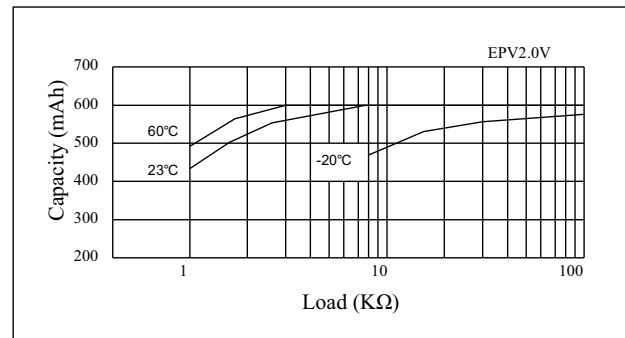
Temperature characteristics



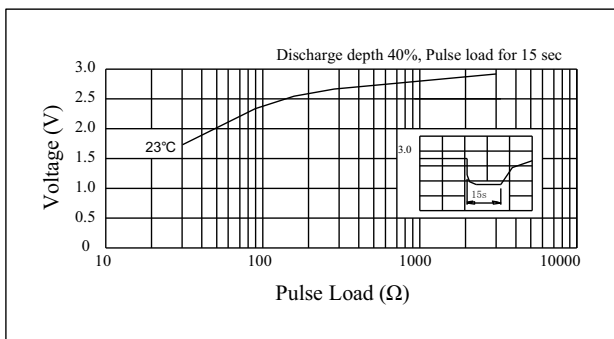
Load vs. Operating voltage



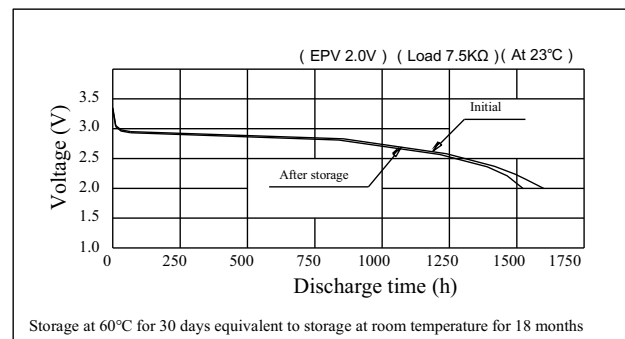
Load vs. Capacity



Pulse discharge characteristics



Storage characteristics



Part name	Lithium-manganese dioxide Primary Button Battery	Date	2025-09-22
Part number	L-KLS5-04-CR2450	Edition	V1
Department		Page	11/23

6. Precautions

(注意事项)

●Precautions in Designing (设计注意事项)

To use the battery efficiently, observe the following precautions.

(为有效地使用电池, 请遵循以下注意事项)

1. Confirm the standard discharge current surely when batteries are used.

(使用电池时确认好标准放电电流)

※This battery is not for heavy loading discharge.

(电池未加重负载放电)

Model 型号	Standard discharge current 标准放电电流
CR1025	0.1mA
CR1220	0.1mA
CR1620	0.1mA
CR1632	0.1mA
CR2016	0.1mA
CR2025	0.2mA
CR2032	0.2mA
CR2354	0.2mA
CR2430	0.2mA
CR2450	0.2mA
CR2477	0.2mA
CR3032	0.2mA

2. Usage as main power source (用作主电源)

(1) Selection of battery (电池的选择)

Select the most appropriate battery considering the electric property of equipment.

(考虑设备的电性, 选择最合适的电池)

(2) A number of use batteries and usage (多个电池及其使用)

Keep under 3 batteries to use for Lithium coin battery.

Do not mix any different brands when some batteries are used together.

Set in a battery charge protection equipment when it is used connecting in parallel.

(多个锂锰扣式电池同时使用时应控制在3个以下。当一些电池一起使用时, 请勿混乱不同品牌。当并行连接使用时, 请加电池充电保护装置)

(3) Circuit design (电路设计)

Set apart battery circuit from other power circuits.

Set in a fuse or something safe parts in a circuit

(将电池电路与其它动力电路分开。在电路中加入保险丝或其它保险部件)

3. Use as auxiliary power (用作辅助电源)

(1) Circuit design (电路设计)

Keep the circuit individually preventing being charged or forced discharge by main power source. (确保电路的独立性, 以防被主电源充电或强制放电)

(2) Circuit design (for back-up memory) 电路设计(备份存储器)

Set up a Diode and protection circuit to prevent being charged to a battery when a battery is connected to main power source circuit.

(建立二极管保护电路, 以防当电池与主电源连接时电池被充电)

Part name	Lithium-manganese dioxide Primary Button Battery	Date	2025-09-22
Part number	L-KLS5-04-CR2450	Edition	V1
Department		Page	12/23

■Precautions in Designing a Memory Backup Circuit

备份存储器电路设计注意事项

A primary lithium battery is not rechargeable.

When used for memory backup in combination with another power source, current may flow into the battery from the other source. To prevent this, include a protection diode and resistor in the circuit so that no battery charging or over discharging can occur.

Allowable Range of Diode Back-Leakage Current

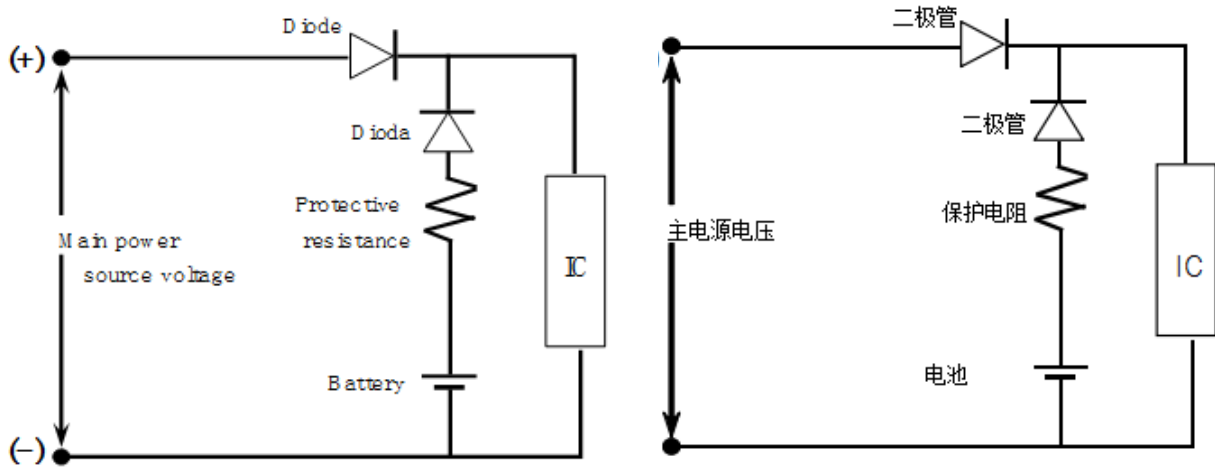
To prevent the battery from being charged by the main power source, be sure to use a back-current prevention diode and a protection resistor. Select a silicon diode or a Schottky diode with minimum leakage current, and design the circuit so that the amount of charging due to leakage current does not exceed 1% of the nominal battery capacity over the total period of use. (锂电池组不可充电。)

(当使用于备份存储器时与其它电源联合，电流可能会从其它电源流入电池。为阻止其发生，在电路中加入保护二极管和电阻器，那么电池充电和过放电将可避免。

返回的泄露电流在二极管允许范围内。

为阻止电池被主电源充电，务必使用逆流保护二极管和保护电阻器。选择低值泄露电流的硅二极管或肖特基二极管，设计电路以致电池使用全程中由于泄露电流损失的量不超过电池标准容量的1%)

[Backup Circuit Example 备份电路例子]



Back-current Prevention Diode and Protection Resistor Used

逆流保护二极管和保护电阻应用

■Maximum Allowable Charge Current to Battery

电池最大允许充电电流

A protection resistor is needed to prevent diode failure from allowing a large current to flow into the battery. The following table shows the maximum allowable charging current in the event of diode failure.

(保护电阻器用于阻止因二极管失效而导致大电流流入电池。以下表中列出万一二极管失效时最大允许充电电流)

Model 型号	Maximum allowable charging current 最大允许充电电流
CR1025	2.5mA

Part name	Lithium-manganese dioxide Primary Button Battery	Date	2025-09-22
Part number	L-KLS5-04-CR2450	Edition	V1
Department		Page	13/23

CR1220	2.5mA
CR1620	2.5mA
CR1632	2.5mA
CR2016	10mA
CR2025	10mA
CR2032	10mA
CR2354	10mA
CR2430	15mA
CR2450	15mA
CR2477	15mA
CR3032	15mA

[How to Calculate Protection Resistance R] (如何估算保护电阻R值)

Protection resistance R must exceed the value calculated in the following formula:
(保护电阻R值应超过以下公式估算的值)

$$R \geq \frac{V(\text{Main power source voltage})}{I(\text{Maximum allowable charge current per battery})}$$

※In this equation, the worst-case battery voltage (0) is assumed.

$$R \geq \frac{V(\text{主电源电压})}{I(\text{每个电池最大允许充电电流})}$$

※在这个方程式中，假定最坏电池电压为0V

4. Battery holder and battery chamber (电池座和电池室)

- (1) Design a battery chamber which the electric is not connected when a battery was reversed.
Describe the correct loading direction of battery surely and indelibly on a battery chamber.
(设计电池室以防因电池颠倒而引起的电流不通。描绘电池正确的加载方向于电池室里，确保其无疑并不可磨灭)
- (2) Design a battery chamber which other size batteries can not be inserted or connected.
(设计的电池室应无法嵌入或连接其它不同型号的电池)
- (3) Design a battery chamber which is outgassed easily. (设计的电池室应易通气)
- (4) Design a battery chamber preventing water entering. (设计的电池室应防水)
- (5) Add the feature of explosion protection to a battery chamber when it is sealed.
(电池室密封时应增加防爆功能的装置)
- (6) Set a battery chamber apart from heat source equipment.
(设计的电池室应远离热源设备)
- (7) Design a battery chamber which children can not pull out easily.
(设计的电池室小孩应不易拔出)

5. Interface and terminal (交界面和接线端)

- (1) Make sufficient quality and shape for electric connection.
(为电连接确保足够的质量和形状)
- (2) Design an attached circuit which prevents the batteries reversed.
(设计附属电路以防电池颠倒)
- (3) Shape the battery preventing from being reversed. (设计电池形状以防其被颠倒)
- (4) Do not solder or weld to batteries directly. (切勿直接焊接电池)

Part name	Lithium-manganese dioxide Primary Button Battery	Date	2025-09-22
Part number	L-KLS5-04-CR2450	Edition	V1
Department		Page	14/23

6. List the precautions (注意事项列表)

(1) Main body (机身)

Specify the loading direction of battery on battery chamber.
(在电池室内明确说明电池的加载方向)

(2) Manual (指南)

List the precautions how to handle batteries. (列出如何操作电池的预防措施)

7. Do not solder the battery directly. Excessive heating may cause deformation of the battery components such as the gasket, which may lead to the battery swelling, leakage, explosion or ignition. (切勿直接焊接电池。过热会造成电池构件变形, 例如密封胶圈的变形可能导致电池膨胀, 漏液, 爆炸或着火)

8. Observe the soldering condition for the tabbed battery to be specified by the manufacturer. Choose the tabbed battery if soldering is required. Excessive heating may cause deformation of the gasket, leakage or performance deterioration of the battery. Assure not to exceed the battery temperature higher than 60°C at soldering. (遵循制造商指定的标签电池的焊接条件。如果需要焊接, 请选择标签电池。过热会造成密封胶圈变形, 漏液或电池性能退化。确保焊接时电池温度不超过60°C)

9. Use nickel-plated iron or stainless steel for the terminals that contact the battery. (使用镀镍的铁或不锈钢作为连接电池的接线端材料)

10. Make sure that terminal contact pressure is 100g minimum for stable contact. (确保在持续接触时, 接线端触点压力最低限度为100g)

11. Keep the battery contact terminal surfaces clean and free from moisture and foreign matter. (保持电池接触端点表面洁净, 没有水分和杂质)

12. Before inserting the battery, check the battery contact terminals to make sure they are normal, not bent or damaged. Bent terminals may not make good contact with the battery or may cause it to short-circuit. (在嵌入电池前, 检查电池接触端点确保他们是正常的, 没有弯曲或损害。弯曲的接线端可能导致无法良好地连接电池或引起短路)

13. Do not overdischarge the battery lower than 0V. It may lead to reversed polarity and cause ignition, heating, leakage or explosion. (电池切勿过放电至低于0V。它可能导致反极性, 引起着火, 变热, 漏液或爆炸)

14. Lithium Manganese Dioxide Battery that is almost exhausted still maintains high output voltage that is almost the same as that of a fresh battery. Avoid using a mixture of old and new batteries; replace all batteries in a set with new ones. (锂-二氧化锰电池耗尽时仍可保持高的输出电压, 几乎与新的电池无异。避免新旧电池混用, 请整套更换新电池)

15. Lithium Manganese Dioxide Battery requires considerable time to regain their normal voltage after even a slight short-circuit. Therefore, should the battery be short-circuited, wait an adequate time for the battery to recover before measuring its electrical characteristics. (锂-二氧化锰电池需要相当长的时间恢复到它们的正常电压即便是轻微短路。因此, 短路的电池在测量其电性能前, 需要足够的时间恢复)

16. Use a high impedance (1MΩ or higher) voltmeter to measure battery voltage. (使用高阻抗 (1MΩ or 以上) 电压表测量电池电压)

Part name	Lithium-manganese dioxide Primary Button Battery	Date	2025-09-22
Part number	L-KLS5-04-CR2450	Edition	V1
Department		Page	15/23

17. Battery characteristics vary with type and grade, even when batteries are the same size and shape. When replacing batteries with new ones, be sure to carefully check the symbols and numbers on each battery. (电池特性随型号和级别而变化, 即便是同样大小和形状。在更换新电池时, 务必仔细检查每个电池上的符号和数字)

18. Please design equipment so that infants cannot easily remove batteries and swallow them. (请设计装备以致小孩不易移动和吞食)

19. Consult the sales representative, when series or parallel connection of several batteries is required. (如有必要多个电池串联或并联, 请咨询销售代表)

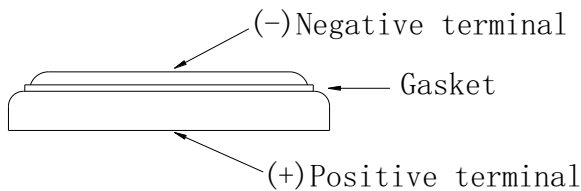
●Precautions for Mounting (安装注意事项)

Unlike other electronic components, Lithium Manganese Dioxide Battery(Coin-type) may be externally short-circuited before and after it is installed in circuit boards and without the power being turned on. This causes power drainage. As a result, the battery may lose its capacity before the equipment is even used. As short-circuits tend to occur in the following cases, please take care when handling the battery.

(不同其它电子零件, 锂-二氧化锰电池(扣式)在安装到电路板前后可能会外部短路, 同时动力未开启。这会造成动力流失。因此, 甚至在设备使用之前电池就可能会损失它的容量。例如短路发生在以下情况下, 请谨慎操作电池)

1. Overlapping Batteries (重叠电池)

Lithium Manganese Dioxide Battery is shaped as shown below. It has exposed positive(+)and negative(-) metallic surfaces with a thin cylindrical seal, called the gasket, inbetween them. When the batteries are overlapped or mixed together in a disorderly way, their positive(+)and negative(-)terminals touch each other, causing short-circuits. (锂-二氧化锰电池形状如下所示。它敞开的正极与负极间仅仅由一圈很窄的环状(密封圈)相隔离, 当电池杂乱地重叠堆放时, 它们的正极(+)和负极(-)端会相互接触而造成短路)



2. The Batteries Put in a Metallic Container or on a Metallic Plate

(将电池放入金属容器或金属盘里)

Similar to the overlapping battery problem, when the batteries are put in a metallic container or on a metallic plate, their positive(+)and negative(-)terminals may short-circuit through the conductive surface, depending on how the batteries are position.

(与重叠电池问题相似, 当电池放到金属容器或金属盘里, 它们的正极(+)和负极(-)端可能会通过导电性的表面和电池的位置而造成短路)

3. When The Battery is Held with Metallic Tweezers (当用金属镊子夹电池时)

When held with a pair of metallic tweezers as shown, the battery short-circuits through the tweezers. (当用一副金属镊子夹电池时, 电池通过金属镊子短路)

4. When The Battery Lead Plates Touch Each Other (当电池引线相互接触时)

When the battery lead plates bend and touch each other or other either terminal, the battery short-circuits. (当电池引线弯曲并相互接触或其它接线端接触时, 电池短路)

Part name	Lithium-manganese dioxide Primary Button Battery	Date	2025-09-22
Part number	L-KLS5-04-CR2450	Edition	V1
Department		Page	16/23

5. Solder Bridges (焊桥)

Solder may bridge between circuit board conductors, causing a short-circuit and draining the battery. (焊接可能桥连电路板导体, 造成短路, 耗尽电池)

6. Short-circuits through Soldering Irons (通过烙铁短路)

Similar to solder bridging, when the circuit board wiring is short-circuited by a soldering iron for an extended period the battery is drained and consumed. Complete short-circuits through soldering irons within 5 seconds. (与焊桥相似, 当电路板线路被烙铁超时接触时引起短路, 电池能量将会流失并耗尽。通过烙铁短路应在5秒内结束)

7. Short-circuits through Piled Circuit Boards (通过堆叠的电路板短路)

When circuit boards with the batteries are piled on top of one another, their conductive traces may touch and form a battery discharge circuit that consumes the battery's power.

(当加载电池的电路板相互堆叠, 它们导电性的线路会接触而形成电池放电电路消耗电池能量)

8. Discharge through Conductive Electrostatic Prevention Mats

(通过导电的防静电垫短路)

Conductive mats are widely used to prevent static electricity from destroying semiconductors. If a circuit board with mounted battery is put on a conductive mat, the soldered conductors may touch the mat, providing a discharge path for the battery.

(导电垫广泛用于防止静电破坏半导体。如果安装电池的电路板放在导电垫上, 焊接的导体会接触到导电垫, 从而为电池提供了放电电路)

9. Improper Battery Mounting Polarity (不正确的电池极性安装)

When the battery's positive (+) and negative (-) terminals are reversed with respect to the battery mounting's polarity marks, the battery may be discharged, depending on the type of electric circuit. (当电池的正极 (+) 和负极 (-) 端相对电池极性安装标识而言颠倒安装时, 电池可能会因电路的类型而放)

10. Solder (焊接)

When the battery lead plates are dipped in a molten solder bath, the battery is temporarily short-circuited. Therefore, complete dipping within 5 seconds. (当电池引线金属片同时浸入软焊料浴中, 电池会暂时短路。因此, 浸渍应在5秒内完成)

● Handling Precautions (操作注意事项)

Please read and observe the following precautions thoroughly.

Lithium Manganese Dioxide Battery contains flammable materials, such as organic solvent. Improper battery handling may cause leakage, heating, explosion or ignition of the battery, which may lead to injury or product failure. (请彻底地阅读并遵循以下注意事项。)

(锂-二氧化锰电池含有易燃材料, 例如有机溶剂。操作电池不当会引起电池漏液, 发热, 爆炸或着火, 甚至会造成受伤或产品不合格)

<WARNING> <警告>

(1) Never charge the battery. Charging the battery may cause seethe of the battery electrolyte or increase of the battery internal pressure. Leakage, heating, explosion or ignition of the battery

Part name	Lithium-manganese dioxide Primary Button Battery	Date	2025-09-22
Part number	L-KLS5-04-CR2450	Edition	V1
Department		Page	17/23

may be caused as a result of it. (切勿对电池充电。对电池充电会导致电池电解液沸腾或增加电池内部压力。正因如此,可能会导致电池漏液,发热,爆炸或着火)

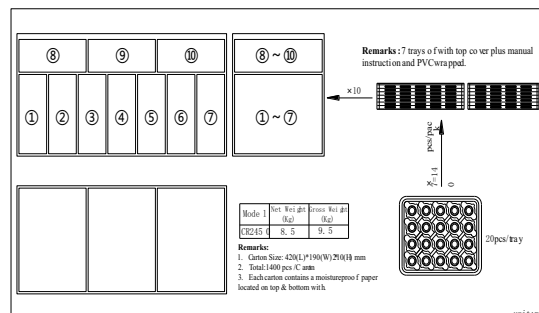
- (2)Keep away from infants. If infant happens to swallow the battery, consult a doctor Immediately. (远离小孩。如果发生小孩吞食,请立即咨询医师)
- (3)In case of eye contact with the battery electrolyte, immediately flush eyes thoroughly with water, and consult a doctor. (万一电池电解液入眼,立即用水彻底地冲刷眼睛并咨询医师)
- (4)In case the battery electrolyte happen to come into mouth, gargle well enough and consult a doctor immediately. (万一电池电解液入口,充分地漱口并立即咨询医师)
- (5)Do not heat or disposed in fire or water. Do not modify or disassemble the battery. It may damage the gasket, and may cause ignition, heating, leakage or explosion. (切勿加热或丢入火、水中处理。切勿改变或分解电池。这样做可能会破坏密封胶圈,从而导致着火,发热,漏液或爆炸)
- (6)Do not short-circuit positive (+) and negative (-) terminals. Keep away from metal or other conductive materials. Jumbling the batteries of direct contact with positive (+) and negative (-) terminals and metal or other conductive materials may cause short. (切勿让正极(+)、负极(-)端短路。远离金属或其它导电性的材料。把电池与金属或其它导电性的材料混在一起而使电池正极(+)、负极(-)端直接接触会导致电池短路)
- (7)When the battery is stored or disposed, isolate positive (+) and negative (-) terminals of the battery to avoid those terminals touch each other. (当电池要被保存或处理,隔离电池的正极(+)、负极(-)端以免这些接线端相互接触)
- (8)Insert the battery with positive (+) and negative (-) terminals correctly oriented. (按正确的正极(+)、负极(-)端方向嵌入电池)

<PRECAUTIONS> <防范>

- (1)Do not put the battery into microwave oven or drying machine. (不要将电池放入微波炉或烘干机中)
- (2)Do not drop, apply excessive damage or deform the battery. (不要跌落,使用过度损坏或变形的电池)
- (3)Do not mix the used battery together with the new battery or different type of batteries. (不要与新电池或不同型号的电池混合使用)
- (4)Do not store the battery in high temperature and high humidity location and where the battery is exposed to sunlight to avoid performance deterioration, swelling or leakage, of the battery. (不要将电池储存在高温高湿的场所或暴露于阳光下,以防电池性能退化,膨胀或漏液)

Excursus :

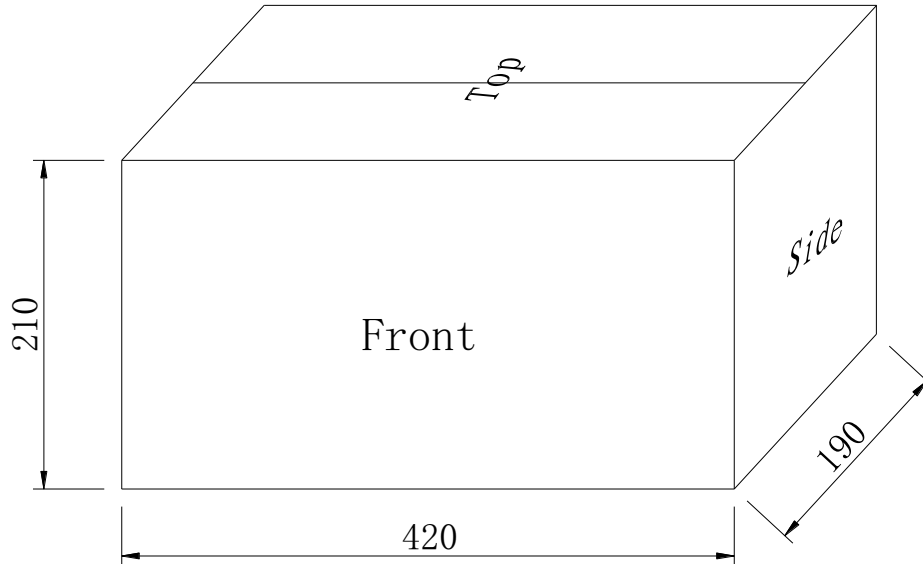
CR2450 Packing Details
包装细节



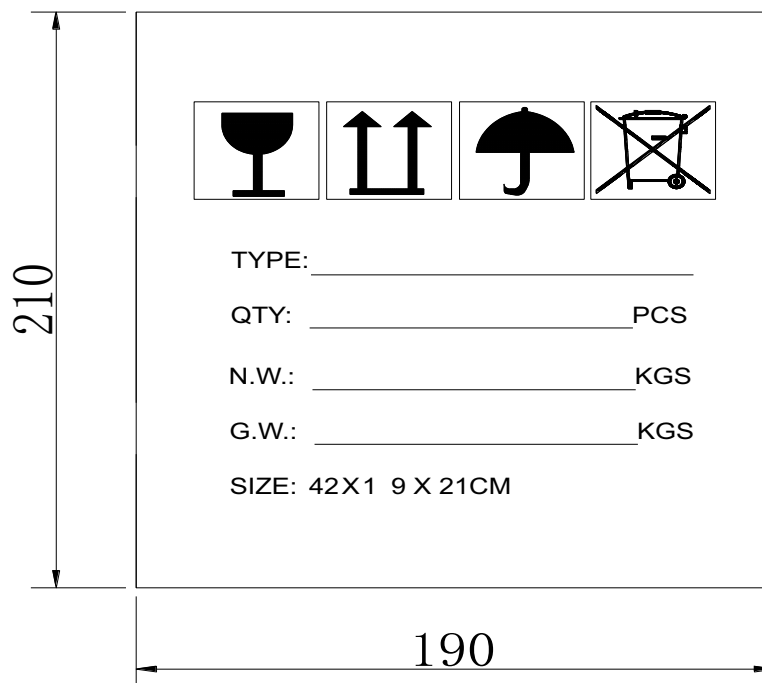
Part name	Lithium-manganese dioxide Primary Button Battery	Date	2025-09-22
Part number	L-KLS5-04-CR2450	Edition	V1
Department		Page	18/23

Box packing dimensions and drawing 包装箱尺寸和图纸

unit:mm



Box External Marking 箱外部标识



Part name	Lithium-manganese dioxide Primary Button Battery	Date	2025-09-22
Part number	L-KLS5-04-CR2450	Edition	V1
Department		Page	19/23


Precautions during handling of batteries

When used correctly, lithium batteries provide a safe and dependable source of power. However, if they are misused or abused, leakage, venting or in extreme cases, explosion and/or fire can result.

a) Keep batteries out of the reach of children

In particular, keep batteries which are considered swallowable out of the reach of children, particularly those batteries fitting within the limits of the ingestion gauge as defined in Figure 8. In case of ingestion of a cell or battery, seek medical assistance promptly. Swallowing coin cells or batteries can cause chemical burns, perforation of soft tissue, and in severe cases can cause death. They need to be removed immediately if swallowed. See Figure 9 for an example of appropriate warning text.

Warning text similar to Figure 9 may be used for safety information about battery handling. For cautionary advice and symbols to be printed on batteries and battery packagings refer to Clause 9.



IEC

Figure 9 – Example for warning against swallowing, particularly coin cell batteries

b) Do not allow children to replace batteries without adult supervision

c) Always insert batteries correctly with regard to polarity (+ and –) marked on the battery and the equipment

When batteries are inserted in reverse they might be short-circuited or charged. This can cause overheating, leakage, venting, rupture, explosion, fire and personal injury.

d) Do not short-circuit batteries

When the positive (+) and negative (–) terminals of a battery are in electrical contact with each other, the battery becomes short-circuited. For example loose batteries in a pocket with keys or coins, can be short-circuited. This can result in venting, leakage, explosion, fire and personal injury.

e) Do not charge batteries

Attempting to charge a non-rechargeable (primary) battery can cause internal gas and/or heat generation resulting in leakage, venting, explosion, fire and personal injury.

f) Do not force discharge batteries

When batteries are force discharged by means of an external power source, the voltage of the battery will be forced below its design capability and gases will be generated inside the battery. This can result in leakage, venting, explosion, fire and personal injury.

g) Do not mix new and used batteries or batteries of different types or brands

When replacing batteries, replace all of them at the same time with new batteries of the same brand and type. When batteries of different brand or type are used together or new and used batteries are used together, some batteries might be over-discharged / force discharged due to a difference of voltage or capacity. This can result in leakage, venting, explosion or fire, and can cause personal injury.

h) Exhausted batteries should be immediately removed from equipment and properly disposed of

When discharged batteries are kept in the equipment for a long time, electrolyte leakage can occur causing damage to the equipment and/or personal injury.

i) Do not heat batteries

When a battery is exposed to heat, leakage, venting, explosion or fire can occur and cause personal injury.

Part name	Lithium-manganese dioxide Primary Button Battery	Date	2025-09-22
Part number	L-KLS5-04-CR2450	Edition	V1
Department		Page	20/23

j) Do not weld or solder directly to batteries

The heat from welding or soldering directly to a battery can cause leakage, venting, explosion or fire, and can cause personal injury.

k) Do not dismantle batteries

When a battery is dismantled or taken apart, contact with the components can be harmful and can cause personal injury or fire.

l) Do not deform batteries

Batteries should not be crushed, punctured, or otherwise mutilated. Such abuse can cause leakage, venting, explosion or fire, and can cause personal injury.

m) Do not dispose of batteries in fire

When batteries are disposed of in fire, the heat build-up can cause explosion and/or fire and personal injury. Do not incinerate batteries except for approved disposal in a controlled incinerator.

n) A lithium battery with a damaged container should not be exposed to water

Lithium metal in contact with water can produce hydrogen gas, fire, explosion and/or cause personal injury.

o) Do not encapsulate and/or modify batteries

Encapsulation or any other modification to a battery can result in blockage of the pressure relief mechanism(s) and subsequent explosion and personal injury. Advice from the battery manufacturer should be sought if it is considered necessary to make any modification.

p) Store unused batteries in their original packaging away from metal objects. If already unpacked, do not mix or jumble batteries

Unpacked batteries could get jumbled or get mixed with metal objects such as keys, coins, etc. This can cause battery short-circuiting which can result in leakage, venting, explosion or fire, and personal injury. One of the best ways to prevent this from happening is to store unused batteries in their original packaging.

q) Remove batteries from equipment if it is not to be used for an extended period of time unless it is for emergency purposes

It is advantageous to remove batteries immediately from equipment which has ceased to function satisfactorily, or when a long period of disuse is anticipated (e.g. camcorders, digital cameras, photoflash, etc.). Although most lithium batteries on the market today are highly leak resistant, a battery that has been partially or completely exhausted might be more prone to leak than one that is unused.

Packaging

The packaging shall be adequate to avoid mechanical damage during transport, handling and stacking. The materials and packaging design shall be chosen so as to prevent the development of unintentional electrical contact, short-circuit, shifting and corrosion of the terminals, and afford some protection from the environment.

Handling of battery cartons

Battery cartons should be handled with care. Rough handling might result in batteries being short-circuited or damaged. This can cause leakage, explosion, or fire.

Display and storage

a) Store batteries in well ventilated, dry and cool conditions

High temperature or high humidity can cause deterioration of the battery performance and/or surface corrosion.

b) Do not stack battery cartons on top of each other exceeding a specified height

If too many battery cartons are stacked, batteries in the lowest cartons might be deformed and electrolyte leakage can occur.

c) Avoid storing or displaying batteries in direct sun or in places where they get exposed to rain

When batteries get wet, their insulation resistance might be impaired and self-discharge and corrosion can occur. Heat can cause deterioration.

d) Store and display batteries in their original packing

When batteries are unpacked and mixed they can be short-circuited or damaged.

See Annex C for additional details.

Part name	Lithium-manganese dioxide Primary Button Battery	Date	2025-09-22
Part number	L-KLS5-04-CR2450	Edition	V1
Department		Page	21/23

Disposal

Batteries may be disposed of via communal refuse arrangements provided no local rules to the contrary exist.

During transport, storage and handling for disposal, the following precautions should be considered:

a) Do not dismantle batteries

Some ingredients of lithium batteries might be flammable or harmful. They can cause injuries, fire, rupture or explosion.

b) Do not dispose of batteries in fire except under conditions of approved and controlled incineration

Lithium burns violently. Lithium batteries can explode in a fire. Combustion products from lithium batteries can be toxic and corrosive.

c) Store collected batteries in a clean and dry environment out of direct sunlight and away from extreme heat

Dirt and wetness might cause short-circuits and heat. Heat might cause leakage of flammable gas. This can result in fire, rupture or explosion.

d) Store collected batteries in a well-ventilated area

Used batteries might contain a residual charge. If they are short-circuited, abnormally charged or force discharged, leakage of flammable gas might be caused. This can result in fire, rupture or explosion.

e) Do not mix collected batteries with other materials

Used batteries might contain residual charge. If they are short-circuited, abnormally charged or force discharged, the generated heat can ignite flammable wastes such as oily rags, paper or wood and cause a fire.

f) Protect battery terminals

Protection of terminals should be considered by providing insulation, particularly for those batteries with a high voltage. Unprotected terminals might cause short-circuits, abnormal charging and forced discharge. This can result in leakage, fire, rupture or explosion.

Instructions for use

a) Always select the correct size and type of battery most suitable for the intended use.

Information provided with the equipment to assist correct battery selection should be retained for reference.

b) Replace all batteries of a set at the same time.

c) Clean the battery contacts and also those of the equipment prior to battery installation.





d) Ensure that the batteries are installed correctly with regard to polarity (+ and -).

e) Remove exhausted batteries promptly.







Part name	Lithium-manganese dioxide Primary Button Battery	Date	2025-09-22
Part number	L-KLS5-04-CR2450	Edition	V1
Department		Page	22/23

Safety Pictogram

The pictogram recommendations and cautionary advice are given in Table

Reference	Safety pictogram	Cautionary advice
A		DO NOT CHARGE
B		DO NOT DEFORM OR DAMAGE
C		DO NOT DISPOSE OF IN FIRE
D		DO NOT INSERT INCORRECTLY

NOTE The grey shading highlights a white margin appearing when the pictogram is printed on coloured or black background.

Reference	Safety pictogram	Cautionary advice
E		KEEP OUT OF REACH OF CHILDREN NOTE 1 See 7.2a) for critical safety information NOTE 2 This pictogram has been submitted to ISO TC 145 for standardisation in [18] NOTE 3 See also Annex F
F		DO NOT MIX DIFFERENT TYPES OR BRANDS
G		DO NOT MIX NEW AND USED
H		DO NOT OPEN OR DISMANTLE
I		DO NOT SHORT CIRCUIT
J		INSERT CORRECTLY

NOTE The grey shading highlights a white margin appearing when the safety pictogram is printed on coloured or black background.

Part name	Lithium-manganese dioxide Primary Button Battery	Date	2025-09-22
Part number	L-KLS5-04-CR2450	Edition	V1
Department		Page	23/23

Instruction for use

The following instructions are provided for use of the safety pictograms.

- a) Safety pictograms should be clearly legible.
- b) Whilst colours are permitted, they should not detract from the information displayed. If colours are used, the circle and diagonal bar of pictograms A to D and F to I should be red and the background of pictograms E and J should be blue.
- c) Not all of the safety pictograms need to be used together for a particular type or brand of battery. In particular, safety pictograms D and J are meant as alternatives for a similar