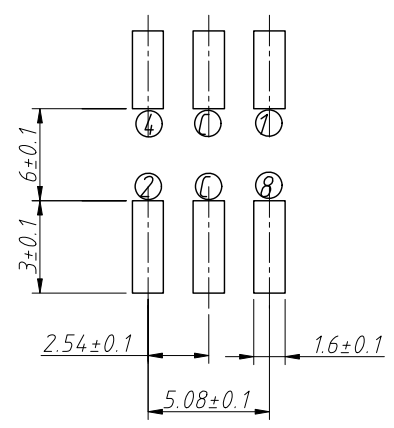
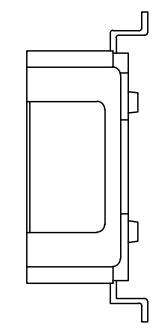
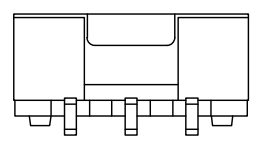


Recessed Actuator



Circuit Diagram



REAL CODE:

R	0	1	2	3	4	5	6	7	8	9	A	B	C	D	E	F
C	●	●	●	●	●	●	●	●	●	●	●	●	●	●	●	●
1		●		●		●		●		●		●		●		●
2			●	●			●	●			●	●			●	●
4					●	●	●	●					●	●	●	●
8									●	●	●	●	●	●	●	●

Material:
 Cover: Stainless steel cover, White
 Base: Engineering Plastics, Black
 Rotor: Engineering Plastics, White
 Terminal: Alloy Copper, Gold Plating

ANGLE TOLERANCE	PROJECTION	Description:	Rotary Code Switches		
±3°					
GENERAL TOLERANCE	UNITS	mm	KLS P/N:	L-KLS7-RT3XX00-R	
.x ±0.30	SHEET SIZE	A4			
.xx ±0.20	Draw:	Song	2025-02-11	NingBo KLS ELECTRONIC CO.,L TD.	
.xxx ±0.10	Check:	Daniel	2025-02-11		