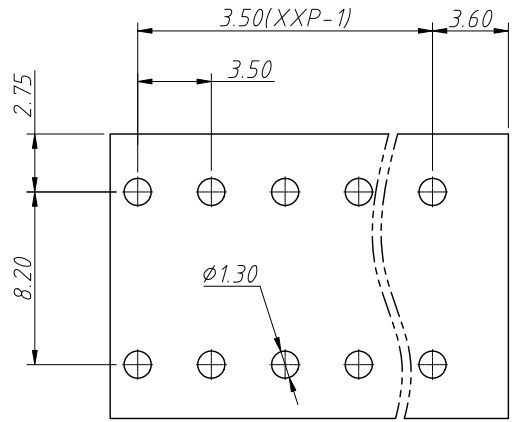
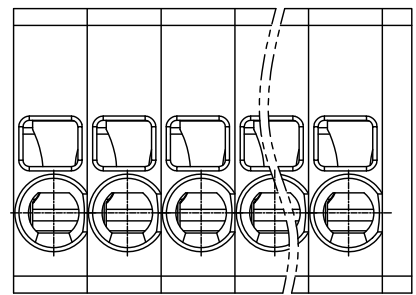


1
RoHS Compliance

6		7		8	
REV	SYM	Revision Record		Appr.	Date
V0	KLS02006	New Version Release		Song	2024-09-07

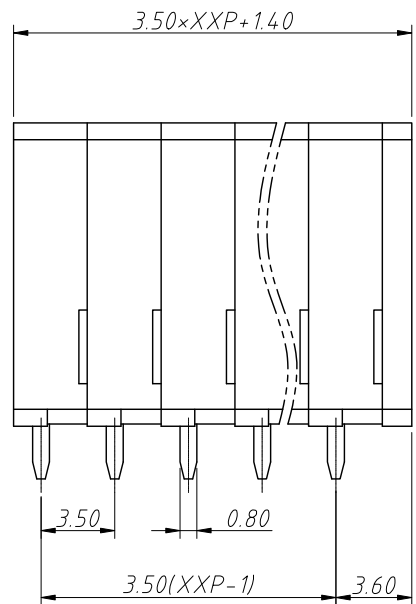
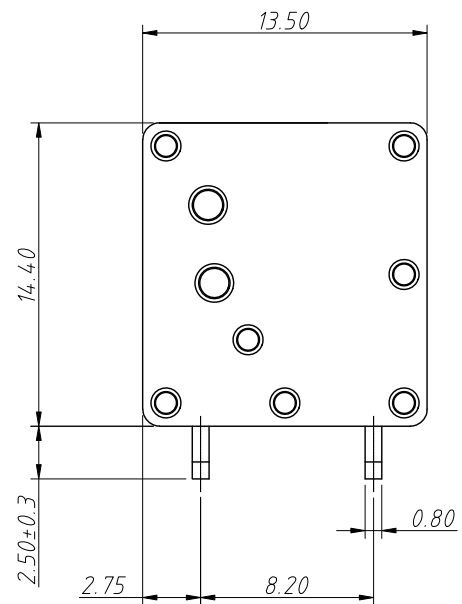


Recommended PCB Layout



Electrical Characteristics	UL	IEC
Rated Voltage	300V	160V
Rated Current	10A	17.5A
Withstand Voltage	1600V/1 min	2.5KV
Wire Range	24~16AWG	0.2~1.5mm ²

Material and other:
 Housing: PA66, UL 94 V-0
 Pin Header: Cobby Alloy, Sn Plated
 Stripping Length: 11~12mm
 Operating Temperature: -40°C ~ +105°C



Order Information
 L-KLS2-262V-3.50-XXP-X

RoHS
 Terminal Block
 Pitch: 3.50mm
 No.: Of (1~30) Pins
 Color: 1=Gray 2=Blue 3=Black
 4=Green 5=Orange 6=Red
 7=Transp 8=Yellow 9=White

ANGLE TOLERANCE	PROJECTION	Description:			
±3°		3.50mm Spring Terminal Blocks			
GENERAL TOLERANCE	UNITS	mm	KLS P/N:		
0~30 ±0.50	SHEET SIZE	A4	L-KLS2-262V-3.50-XXP-X		
30~60 ±0.75	Draw:	Song	2024-09-07		
60~90 ±1.00	Check:	Daniel	2024-09-07	NingBo KLS ELECTRONIC CO.,L TD.	