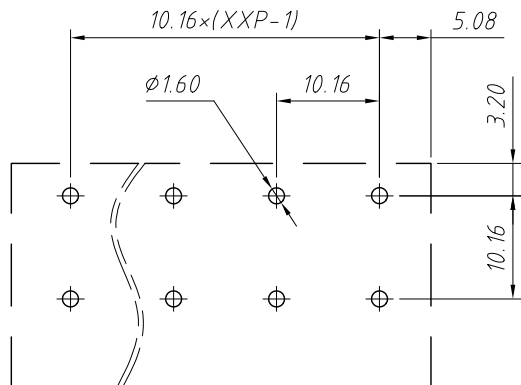
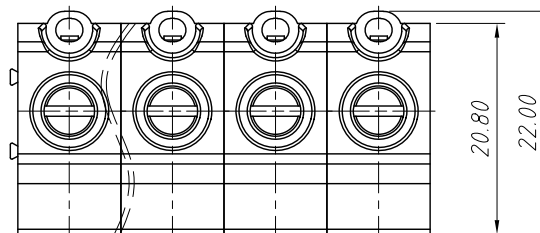


1 RoHS Compliance

REV	SYM	Revision Record	Appr.	Date
V0	KLS02006	New Version Release	WuHao	2024-11-11



Recommended PCB Layout



Electrical Characteristics	UL	IEC
Rated Voltage	600V	630V
Rated Current	65A	76A
Withstand Voltage	2200V/1 min	8.0 KV
Wire Range	20~6 AWG	2.5~16mm ²

Material

Housing: PA66, UL94V-0

Pin Header: Copper alloy, Sn plated

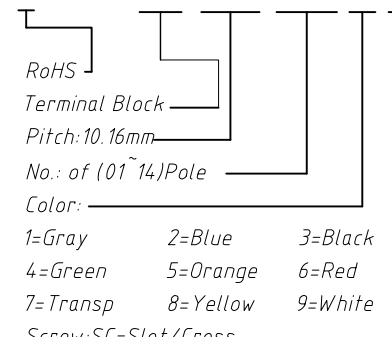
Screw/Torque: M4.0/1.2N.m Max

Operating Temperature: -40°C ~ +105°C

Stripping Length: 10 mm

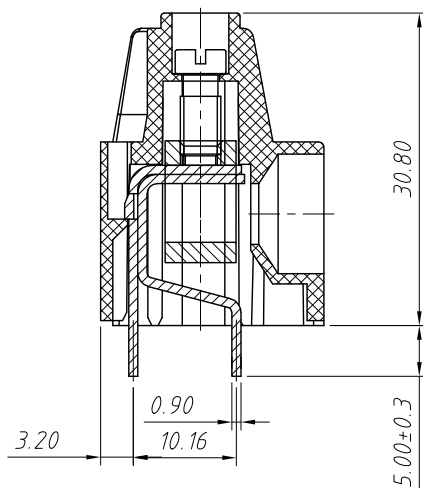
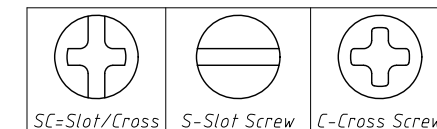
Order Information

L-KLS2-151-10.16-XXP-X X

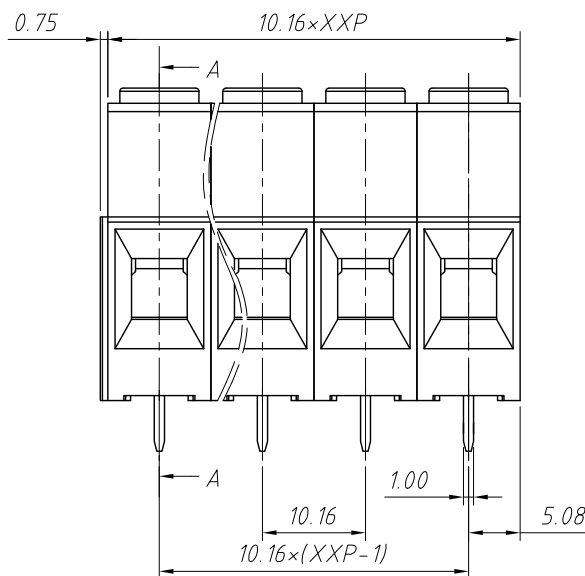


Screw: SC=Slot/Cross

S-Slot Screw C-Cross Screw



SECTION A-A



ANGLE TOLERANCE	PROJECTION	Description:
±3°		Pitch 10.16mm Terminal Blocks
GENERAL TOLERANCE	UNITS	mm
x.x ±0.30	SHEET SIZE	A4
x.xx ±0.20	Draw:	WuHao 2024-11-11
x.xxx ±0.10	Check:	Daniel 2024-11-11



NingBo KLS ELECTRONIC CO.,L TD.