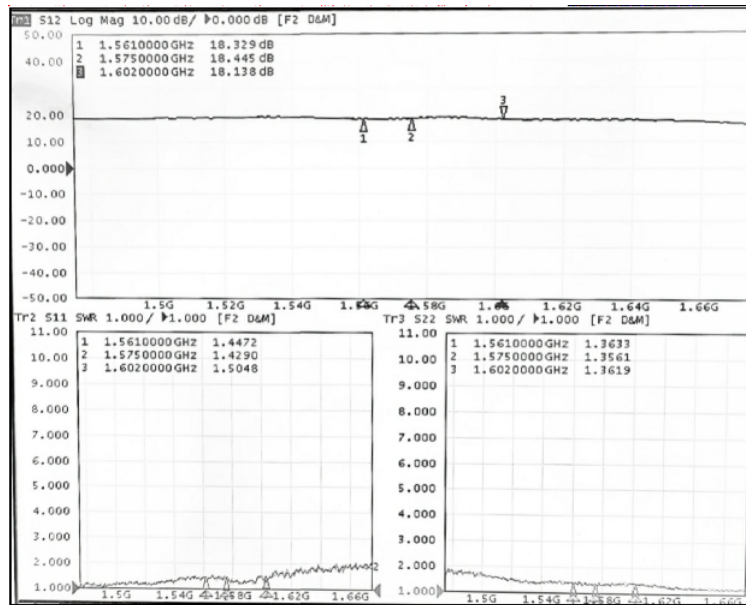


RoHS Compliance

REV	SYM	Revision Record	Appr.	Date
V0	KLS17048	New Version Release	Song	2024-11-28



Material:

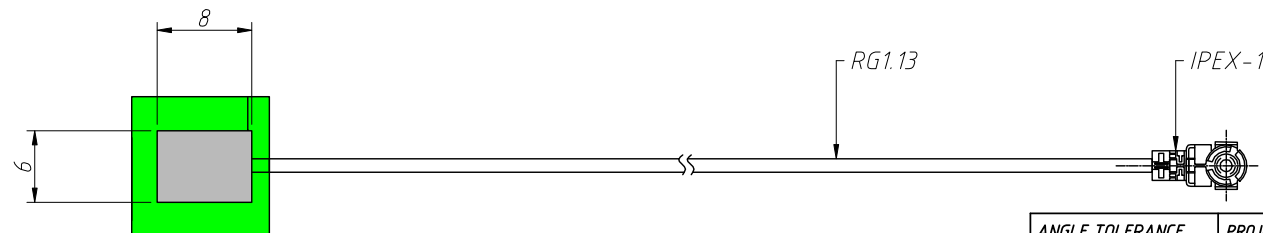
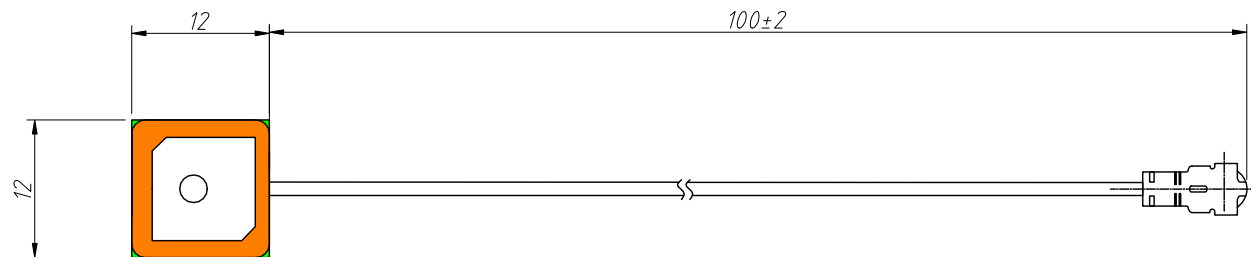
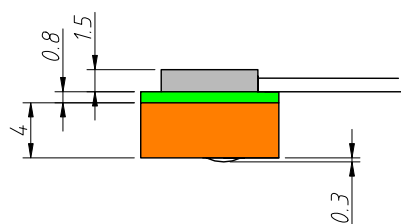
- Ceramic antenna: 12 × 12 × 4
- Antenna feed pin: special 5.8mm
- 3M double-sided tape: special
- Circuit board: 12 × 12 × 0.8
- Shielding cover: 8 × 6 × 1.5
- Wire: RG1.13 ,L=100mm
- Connector: IPEX-1

Notes:

- Frequency Range:1575.42Mhz
- Band Width:10Mhz
- Axial ratio:≤4DB
- Vswr:≤2.0
- Gain-LNA 18DBi
- Impedance:50 OHM
- Polarization:RHCP
- Noise Figure:<1.8DB
- DC Voltage:3-5V
- DC Current:≤15mA
- Dielectric Size:12×12×6.8
- Working Temp.: -40°C ~ +85°C

The Assembly Of Each Component Should Be Firm And Reliable
The Signal Parameters Of The Finished Product Must Reach
The Specified Value

The Product Needs To Be Packaged In Quantity According To
The Requirements, And There Should Be No Obvious Signs
During Transportation Phenomena Such As Compression
Deformation



ANGLE TOLERANCE	PROJECTION	Description:	GPS Active Antenna	
±3°				
GENERAL TOLERANCE	UNITS	mm	KLS P/N:	L-KLS1-GPS-YN01-B100
.x ±0.30	SHEET SIZE	A4		
.xx ±0.20	Draw:	Song	2024-11-28	NingBo KLS ELECTRONIC CO.,L.TD.
.xxx ±0.10	Check:	Daniel	2024-11-28	