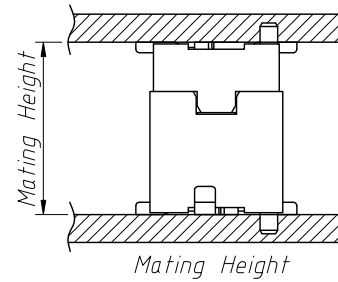
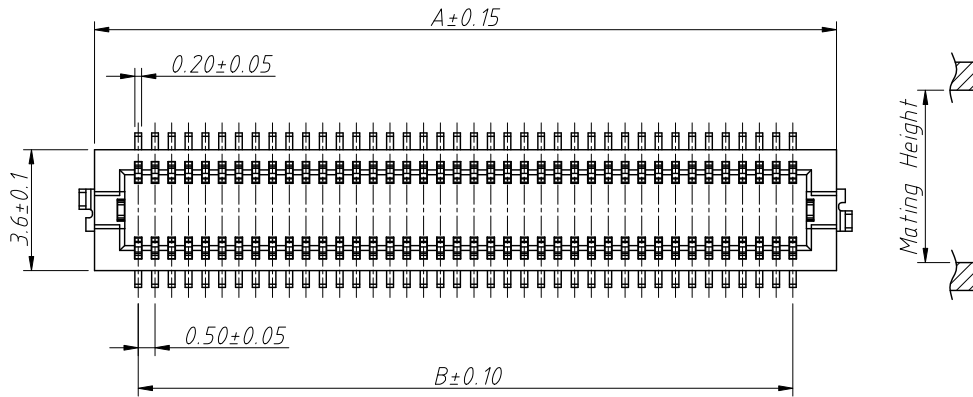


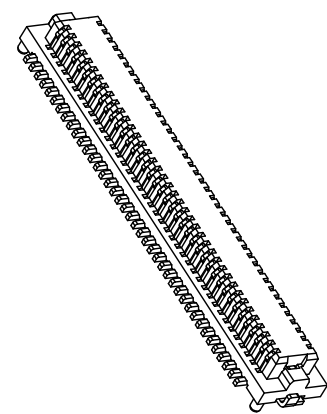
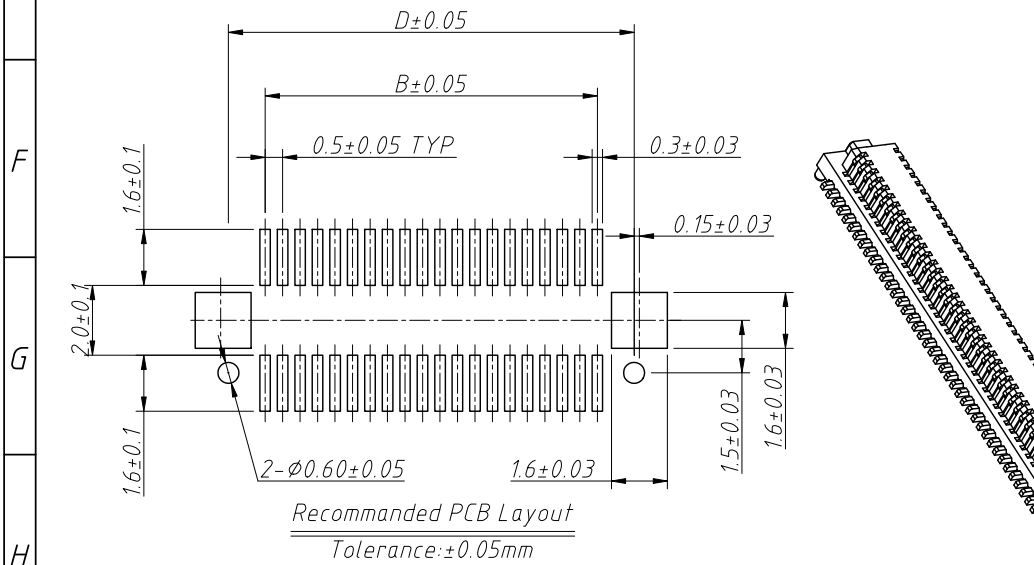
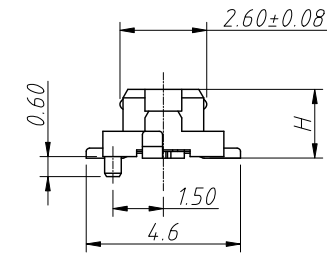
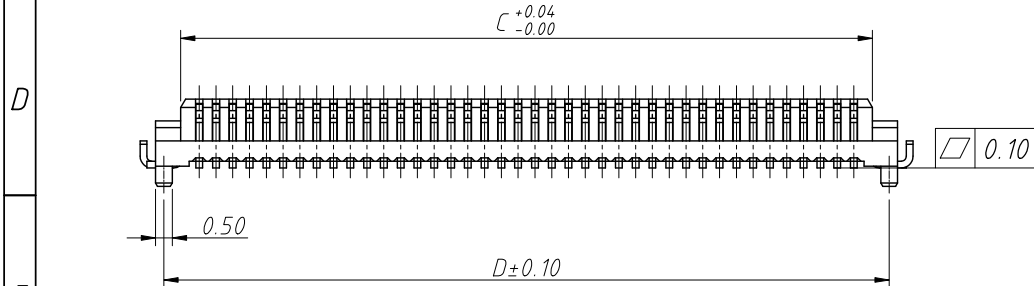
1 RoHS Compliance

REV	SYM	Revision Record	Appr.	Date
V0	KLS01629	New Version Release	Jenny	2024-08-05



Plug Height	Socket Height	Mating Height
2.20	2.90	4.00
2.20	2.30	3.00
2.70	2.80	3.50
2.70	4.30	5.00

PIN NO.	A	B	C	D
10	4.60	2.00	3.10	4.10
12	5.10	2.50	3.60	4.60
14	5.60	3.00	4.10	5.10
20	7.10	4.50	5.60	6.60
22	7.60	5.00	6.10	7.10
24	8.10	5.50	6.60	7.60
30	9.60	7.00	8.10	9.10
32	10.10	7.50	8.60	9.60
36	11.10	8.50	9.60	10.60
40	12.10	9.50	10.60	11.60
50	14.60	12.00	13.10	14.10
60	17.10	14.50	15.60	16.60
80	22.10	19.50	20.60	21.60



Material:
 Housing: Thermoplastic, UL 94V-0, White
 Contact: Copper Alloy, Gold Plated
 Electric:
 Current Rating: 0.3A Max
 Contact Resistance: 50mΩ Max(Initial), 75mΩ Max(After)
 Dielectric Withstanding Voltage: 150V AC 1 Minute
 Insulation Resistance: 500MΩ Min
 Operating Temperature: -40°C ~ +85°C

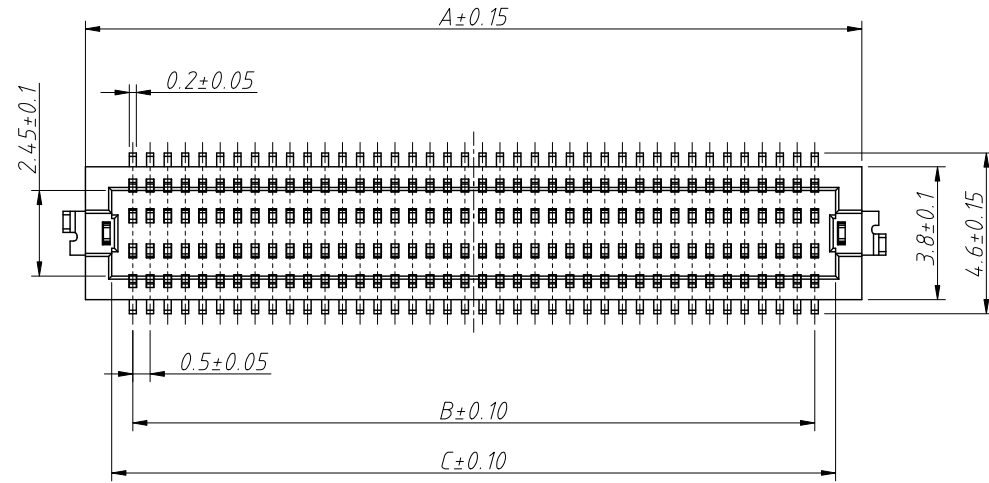
Order Information
 L-KLS1-B0605-XX M XX-T3 R□-□
 L:RoHS
 Board To Board
 Pitch:0.50mm
 Height:H see table
 Type:M-Male
 XX-No.Of Contact
 Installation Mode:
 T=SMD Without Post, T3=SMD With Post
 Packing:R-Reel
 Locating Plate:0-Without Locating Plate
 □ NONE-With Locating Plate
 Plating:□ NONE -Au1u"

ANGLE TOLERANCE	PROJECTION	Description:		
±3°		0.5mm Board To Board Connector Plug		
GENERAL TOLERANCE	UNITS	mm	KLS P/N:	L-KLS1-B0605-XX M XX-T3R
x.x ±0.30	SHEET SIZE	A4		
x.xx ±0.20	Draw:	Jenny	2024-08-05	
x.xxx ±0.10	Check:	Daniel	2024-08-05	

NingBo KLS ELECTRONIC CO.,L TD.

RoHS Compliance

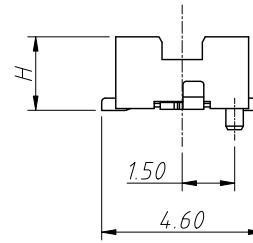
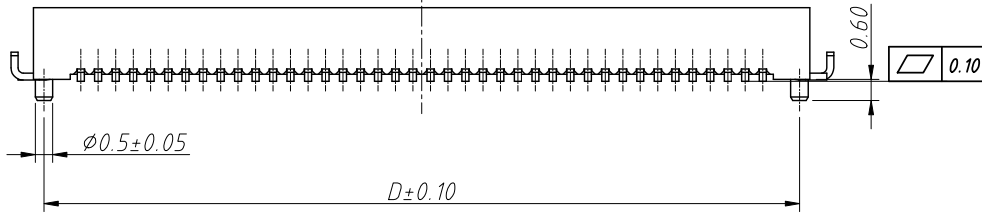
REV	SYM	Revision Record	Appr.	Date
V0	KLS01629	New Version Release	Jenny	2024-08-05



Material:
Housing: Thermoplastic, UL 94 V-0, White
Contact: Copper Alloy

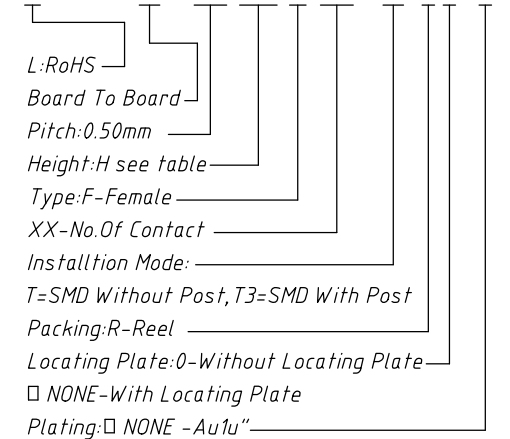
Electric:
Current Rating: 0.3A Max
Contact Resistance: 50mΩ Max(Initial),
75mΩ Max(After)
Dielectric Withstanding Voltage: 150VAC 1 Minute
Insulation Resistance:
500mega ohms Min. At 100 VDC
Physical
Operating Temperature: -40°C to +85°C

PIN NO.	A	B	C	D
10	4.70	2.00	3.20	4.10
12	5.20	2.50	3.70	4.60
14	5.70	3.00	4.20	5.10
20	7.20	4.50	5.70	6.60
22	7.70	5.00	6.20	7.10
24	8.20	5.50	6.70	7.60
30	9.70	7.00	8.20	9.10
32	10.20	7.50	8.70	9.60
36	11.20	8.50	9.70	10.60
40	12.20	9.50	10.70	11.60
50	14.70	12.00	13.20	14.10
60	17.20	14.50	15.70	16.60
80	22.20	19.50	20.70	21.60

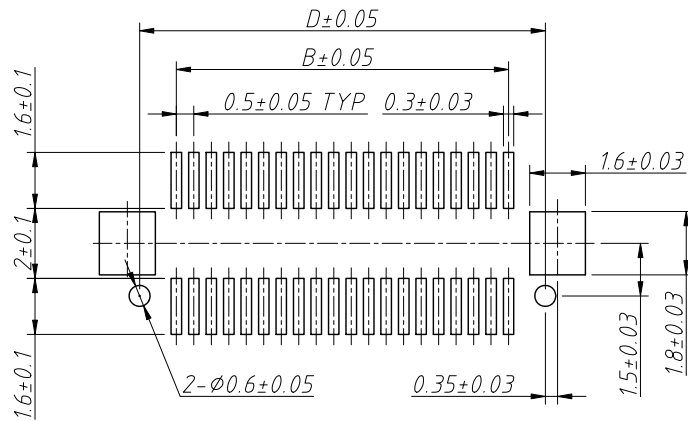
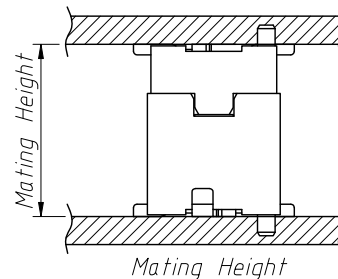


Order Information

L-KLS1-B0605-XX F XX-T3 R□-□



Plug Height	Socket Height	Mating Height
2.20	2.90	4.00
2.20	2.30	3.00
2.70	2.80	3.50
2.70	4.30	5.00



Recommended PCB Layout
Tolerance: ±0.05mm

ANGLE TOLERANCE	PROJECTION	Description:
±1°		0.5mm Board To Board Connector Socket
GENERAL TOLERANCE	UNITS	mm
x.x ±0.35	SHEET SIZE	A4
x.xx ±0.25	Draw:	Jenny 2024-08-05
x.xxx ±0.10	Check:	Daniel 2024-08-05
		KLS NingBo KLS ELECTRONIC CO.,L TD.