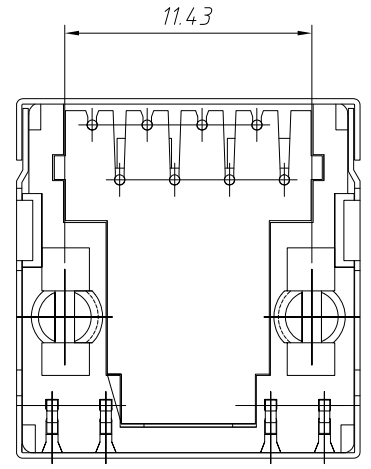
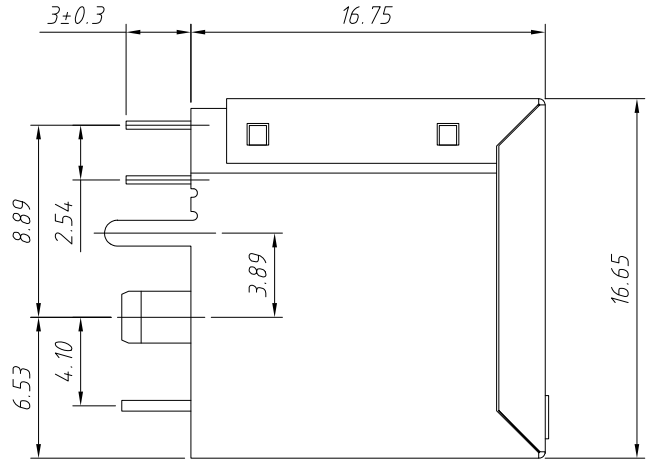
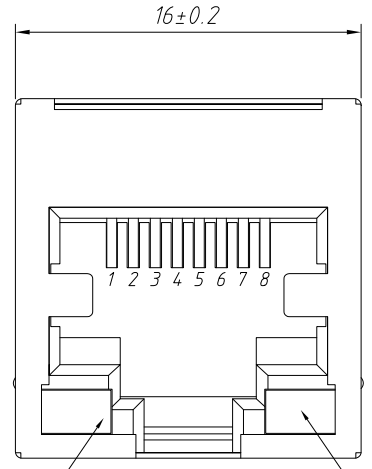


1 2 3 4 5 6 7 8

A B C D E F G H

Material:
 Housing: PBT+Glass Filled Polyester
 Flammability Rating : UL94V-0
 Contacts: Phosphor Bronze $\phi 0.46\text{mm}$
 Plating: Gold Plating
 Shield: Brass, Tin Plating

Electrical:
 Voltage Rating: 125VAC
 Current Rating: 1.5A
 Contact Resistance: $30\text{m}\Omega$ Max.
 Insulation Resistance: $500\text{M}\Omega$ Min.
 Dielectric Strength: 1000VAC Rms
 50Hz, 1 Min.
 Durability: 600 cycles Min.
 Operation Temperature: $-40^{\circ}\text{C} \sim +70^{\circ}\text{C}$

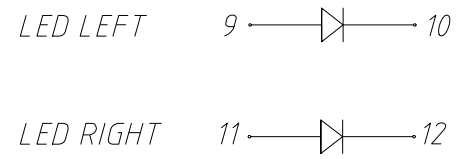
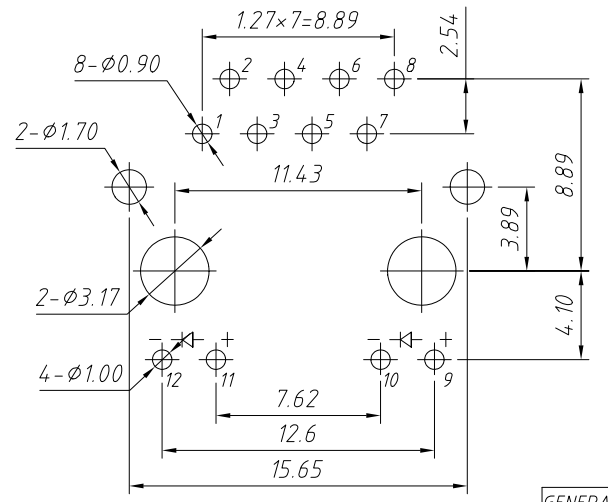


LED RIGHT LED LEFT

Order Information

L-KLS12-109B-8P8C-W- G/Y-XX

RoHS
 Contacts: 8P8C
 Shield: W-with Shield
 LED Code: LEFT/RIGHT
 G/Y-Green/Yellow
 Y/G-Yellow/Green
 Plating Code:
 01-1u" Gold Plating
 02-3u" Gold Plating
 03-6u" Gold Plating
 04-15u" Gold Plating
 05-30u" Gold Plating



PCB Layout

GENERAL TOLERANCE	PROJECTION		Description:
X. ± 0.30	UNITS	mm	Modular jacks with LED, RJ45-8P8C with SHELL
.X ± 0.25	SCALE	1:1	
.XX ± 0.20	Draw by:	Jenny	KLS P/N: L-KLS12-109B-8P8C-W-G/Y-01
ANGLE TOLERANCE	Check by:	Daniel	NingBo KLS ELECTRONIC CO.,LTD.
X. $\pm 3^{\circ}$	Date	2019-12-26	
.X $\pm 2^{\circ}$	SHEET	1 OF 1	
.XX $\pm 1^{\circ}$			

1 2 3 4 5 6 7 8