


# Switch

## Push Switch Series

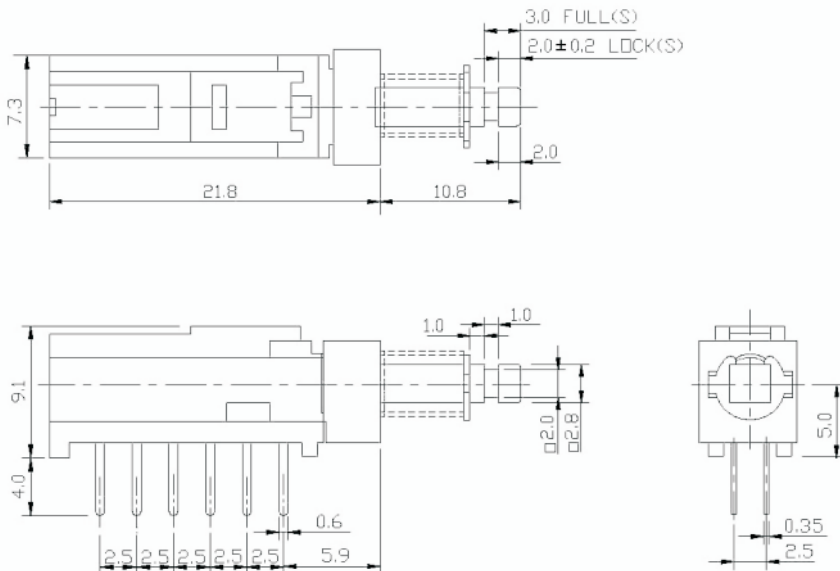
### KLS7-PS-909-12 Push Switch Series

#### ELECTRICAL

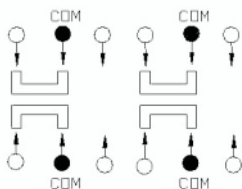
Rating: 0.1A 30V DC  
 PIN Pitch: 2.5mm  
 Operating Force: 280 ± 50gf  
 Insulation Resistance: 100 MΩ Mim. 250V DC  
 Contact Resistance: 50MΩ Max.  
 Withstand Voltage: AC 250 V 1 Minute  
 Operating Temperature: -10°C ~ +60°C  
 Mechanical Life: 30,000 cycles  
 Electrical Life: 10,000 cycles  
**FUNCTION:**  
 L = Lock Type  
 N = Non Lock Type



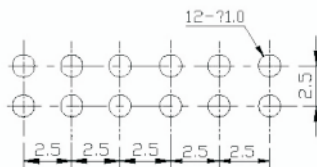
VII



SCHEMATIC



P.C.B HOLE DETAIL



## ORDER INFORMATION

