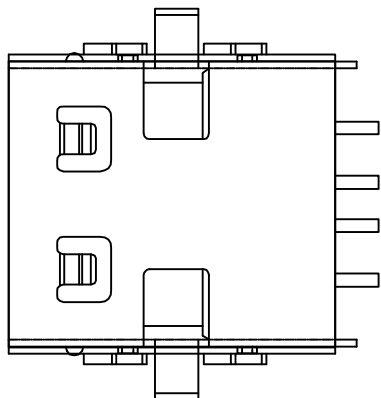
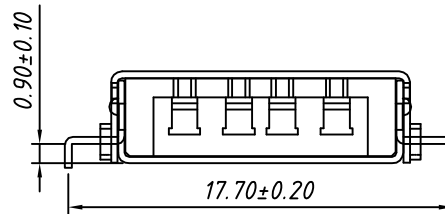
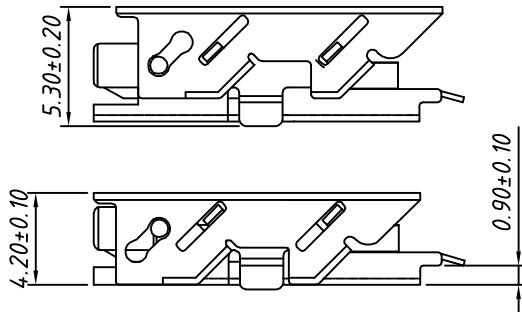


RECOMMENDED PCB LAYOUT
TOLERANCE:±0.05



Material
Housing:LCP,UL 94 V-0,Beige.
Contact:C2680-EH.
Shell:SPCC.

Finish:
Shell:100u" Nickel Plating .
Terminal: Contact area gold-plating,
Tin plating in welding area

Electrical:
Dielectric Withstanding Voltage:
AC500V/1 Min.
Insulation Resistance:1000MΩ Min.
Contact Resistance:30mΩ Max.

Order Information

L-KLS1- 1110 - E - R

RoHS
USB 2.0 A Female
Color: E=Beige

Packing: P=Tray
R= Tape on REEL

GENERAL TOLERANCE	PROJECTION		Description:
X. ±0.50	UNITS	mm	CONN COM TYPE A USB Female MID MOUNT 0.9mm
.X ±0.25	SCALE	1:1	
.XX ±0.10	Draw by:	Jenny	KLS P/N: L-KLS1-1101-E-X
ANGLE TOLERANCE	Check by:		NingBo KLS ELECTRONIC CO.,L TD.
X. ±5°	Date	2018-03-01	
.X ±3°	SHEET	1 OF 1	
.XX ±2°			