

RJ45 with Transformer

KLS12-TL142 1000Base 1x2 Tab-Down RJ45

Electrical Specifications:

Insertion Loss: 1-100MHZ -1.0dB MAX

Return Loss: 1-30MHZ -16.0dB MIN

30-60MHZ -14.0dB MIN

60-80MHZ -10.0dB MIN

Cross Talk: 1-30MHZ -40.0dB MIN

30-60MHZ -35.0dB MIN

60-80MHZ -30.0dB MIN

CMR: 1M-100MHZ -35dB MIN

Hi-Pot: 1500v AC 6S 1mA

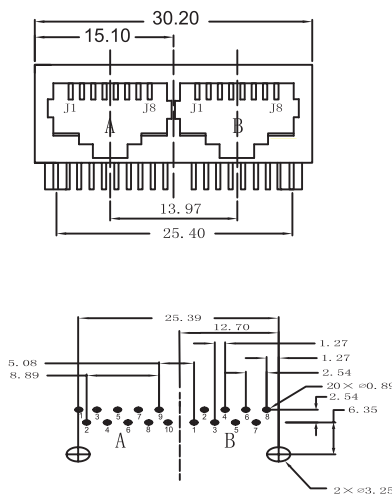

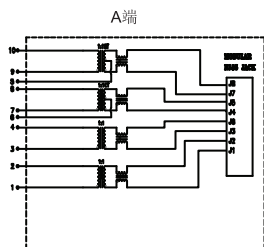

OCL:350uH MIN @ 100KHZ 100mV 8mA DC

Contacts: 0.35mm thick phos bronze plated with 6u' gold in contact area

Housing Material:PBT Black

Operating temperature range:-40℃ - +85℃

Turn Ratio: 1CT:1CT +/--3%



ORDER INFORMATION

L-KLS12-TL142 -1X2 - 03

Part Number

Part Number

Gold Plating

1x2Ports

06u"