

Description

HHS18



HHS18R



HHS18F

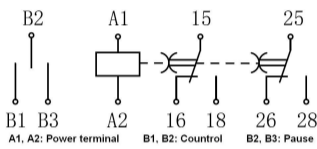


Specification

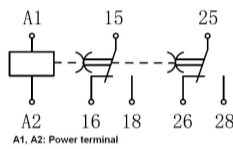
| | | | |
|---------------------------|--|-------------------|---|
| Model | HHS18 | HHS18R | HHS18F |
| Rated Supply Voltage | AC24V, 36V, 110V, 220V, 380V 50Hz, DC24V (Operating voltage fluctuation range: 85% to 110% Ue) | | |
| Operating mode | No. 4 Operation time sequence | Circulation delay | Power off delay |
| Set | Panel knob | | |
| Time range | 0.1s~120h | 0.1s~100h | 0.1s~1s, 0.2s~2s, 0.5s~5s, 1s~10s, 2.5s~30s, 5s~60s, 10s~120s, 15s~180s |
| Repetitive error | The range of time delay > 1s, Er ≤ 1%, the range of time delay < 1s, Dr ≤ 50ms. | | |
| Contact | HHS18, HHS18R: 2C time delay HHS18-C, HHS18R-C, 1C time delay and 1C instantaneous | | 2C time delay |
| Rated Load of the Contact | 3A AC220V(Resistive) | | |
| Electrical Life | 100000 operations min. (3 A at 250 VAC/30 VDC, resistive load) | | |
| Installation | Surface mounting and 35mm DIN rail mounting | | |

Wiring Diagram

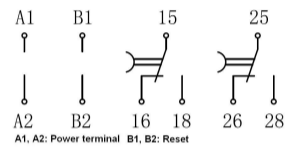
HHS18



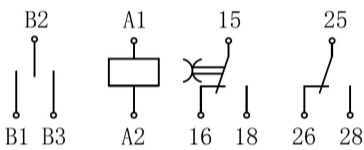
HHS18R



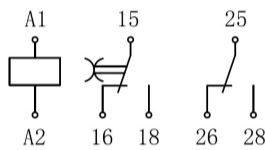
HHS18F



HHS18-C

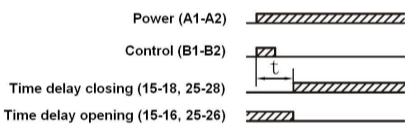


HHS18R-C

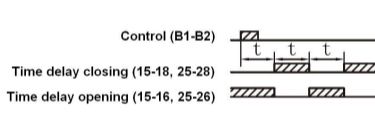


Operation time sequence

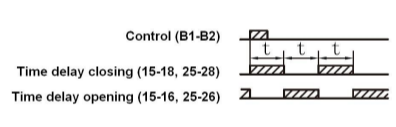
HHS18 A mode



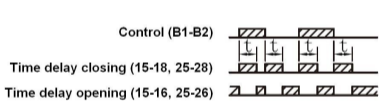
HHS18 B mode



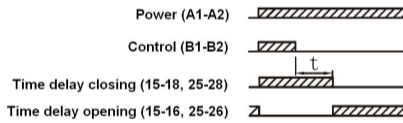
HHS18 B2 mode



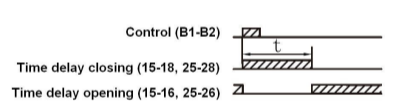
HHS18 C mode



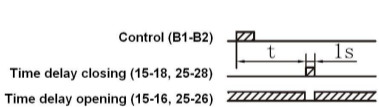
HHS18 D mode



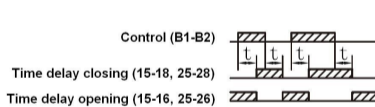
HHS18 E mode



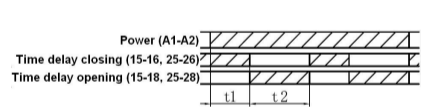
HHS18 J mode



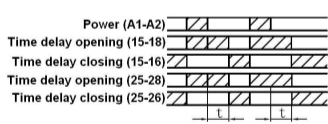
HHS18 G mode



HHS18R

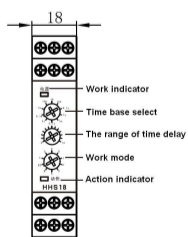


HHS18F

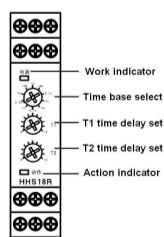


Dimension(mm) and Installation(mm)

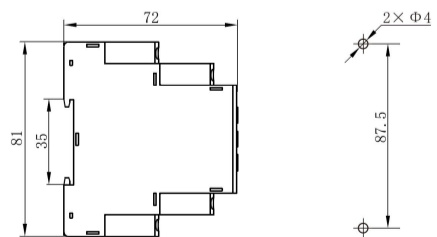
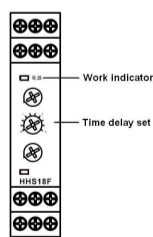
HHS18



HHS18R

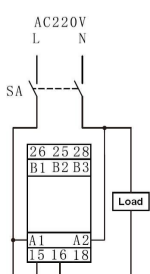


HHS18F

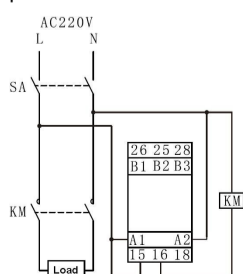


Application

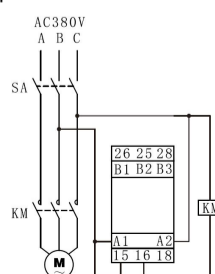
Samples01



Samples02



Samples03



Samples04

