

HHS16A, B, R Series Timer



Description

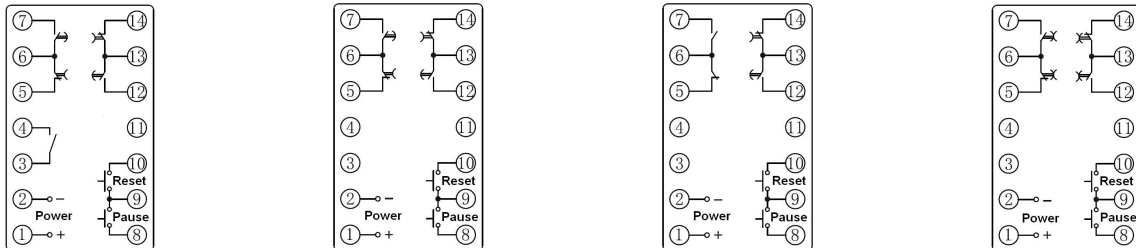


Specification

Model	HHS16A	HHS16B(JSS25A)	HHS16R
Rated Supply Voltage	AC24V, 36V, 110V, 220V, 380V 50Hz, DC24V (Operating voltage fluctuation range: 85% to 110% Ue)		
Operating mode	Power on delay, Release delay		Circulation delay
Time range	0.1s~99.9s, 1s~999s, 0.1m~99.9m, 1m~999m, 0.1h~99.9h, 1h~999h, 1s~9999s, 1m~9999m, 1h~9999h	0.01s~99990h	0.1s~990h
Repetitive error	The range of time delay > 1s, Er ≤ 1%, the range of time delay < 1s, Dr ≤ 50ms.		
Contact	HHS16A, HHS16B, JSS25A: 2C time delay HHS16A-B, HHS16B-B, JSS25A: 1C time delay and 1C instantaneous HHS16A-C, HHS16B-C, JSS25A: 2C time delay and 1C NO instantaneous		2C time delay
Rated Load of the Contact	3A AC220V(Resistive)		
Electrical Life	100000 operations min. (3 A at 250 VAC/30 VDC, resistive load)		
Installation	Flush mounting		

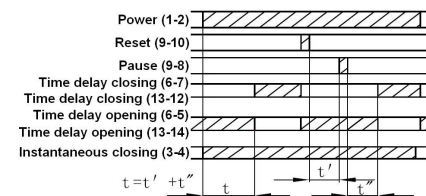
Wiring Diagram

HH16A-C, HHS16B-C, JSS25A HHS16A, HHS16B, JSS25A HHS16A-B, HHS16B-B, JSS25A HHS16R

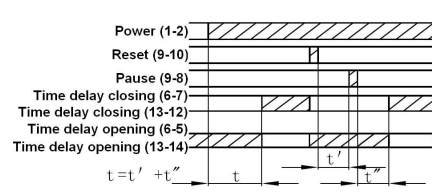


Operation time sequence

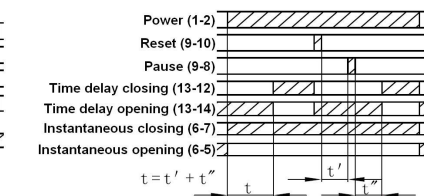
HH16A-C, HHS16B-C, JSS25A



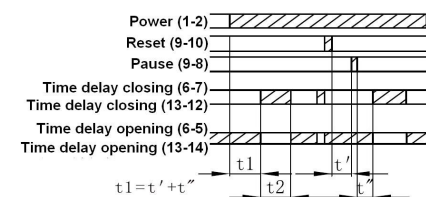
HHS16A, HHS16B, JSS25A



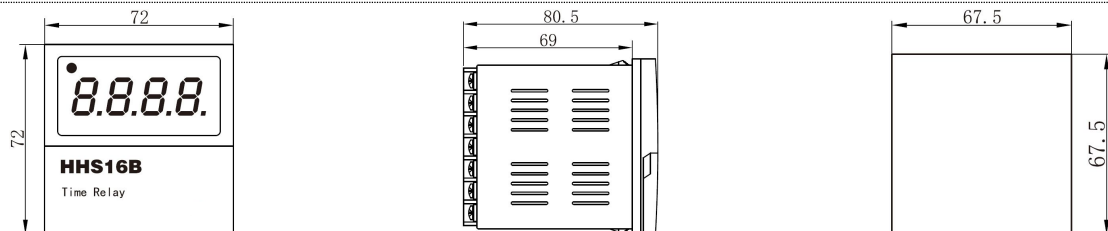
HHS16A-B, HHS16B-B, JSS25A



HHS16R

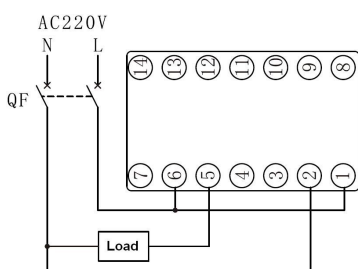


Dimension(mm) and Installation(mm)



Application

Samples01



Samples02

