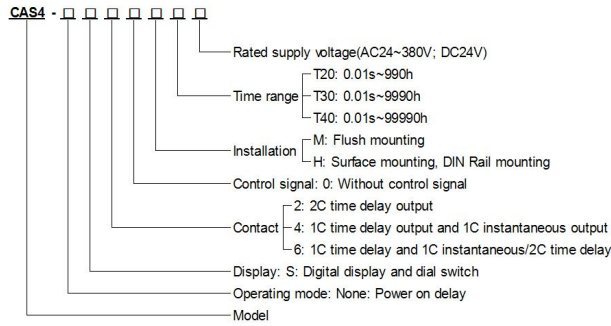


Description



CAS4-S60HT□□

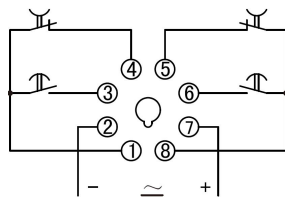


Specification

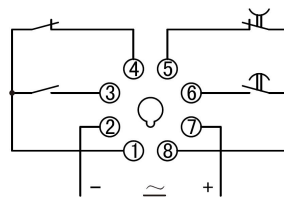
Rated Supply Voltage	AC24V, 36V, 110V, 220V, 380V 50Hz, DC24V(Operating voltage fluctuation range: 85% to 110% Ue)
Time range	0.01s~990h, 0.01s~9990h, 0.01s~99990h
Repetitive error	The range of time delay $> 1s$, $Er \leq 1\%$, The range of time delay $< 1s$, $Dr \leq 50ms$
Contact	2C time delay, 1C time delay and 1C instantaneous, 1C time delay and 1C instantaneous/2C time delay
Rated Load of the Contact	3A AC220V(Resistive)
Electrical Life	100000 operations min. (3 A at 250 VAC/30 VDC, resistive load)
Ambient Temperature	-5°C~40°C
Ambient Humidity	If the ambient temperature is 20°C, the RH $\leq 90\%$, if the ambient temperature is 40°C, the RH $\leq 50\%$.
Altitude	$\leq 2000m$
Installation	Flush mounting, Surface mounting, 35mm DIN Rail mounting

Wiring Diagram

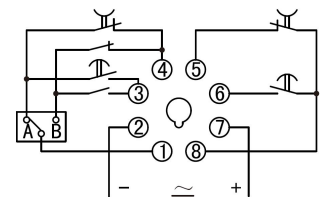
CAS4-S20HT□□



CAS4-S40HT□□

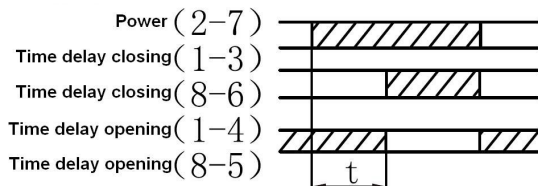


CAS4-S60HT□□

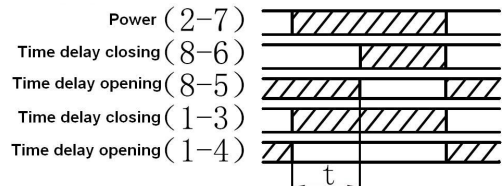


Operation time sequence

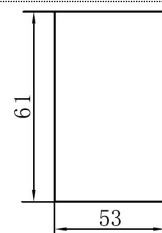
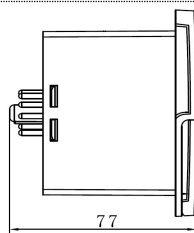
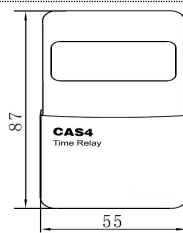
CAS4-S20HT□/CAS4-S60HT□□ A mode



CAS4-S40HT□/CAS4-S60HT□□ B mode

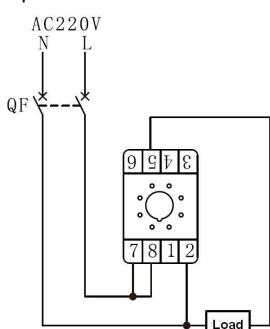


Dimension(mm) and Installation(mm)

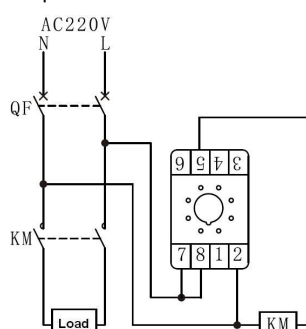


Application(Samples as CAS4)

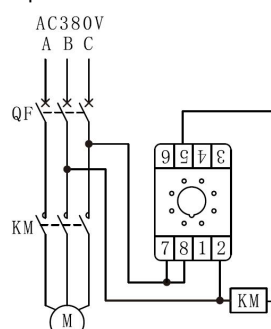
Samples01



Samples02



Samples03



Samples04

