

KLS23-PMSM6-35P024L & 35P048L & 35P096L & 35P100L

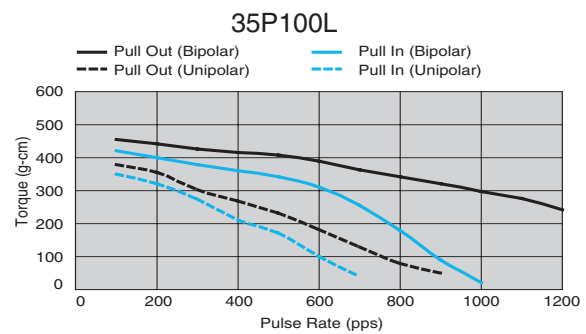
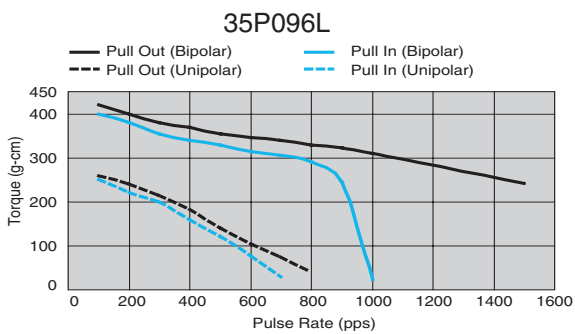
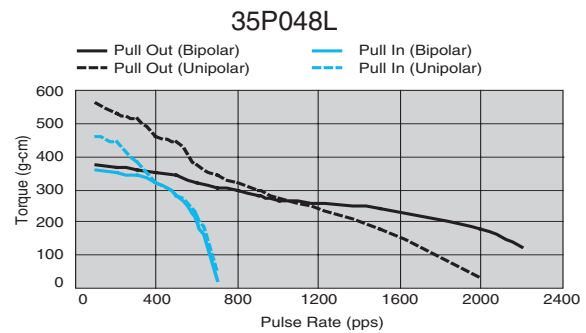
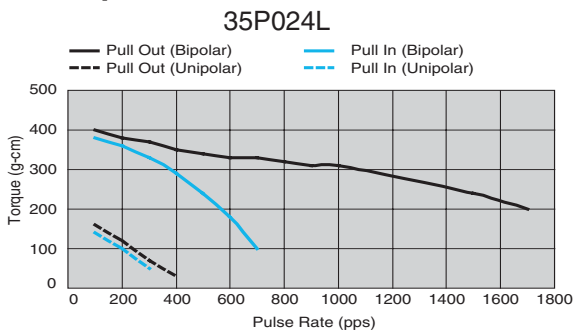
- Diameter: Ø35mm
- Height: 21.3mm
- Step Angle: 15°, 7.5°, 3.75°, 3.6°



Typical Characteristics

Model Name	35P024L		35P048L		35P096L		35P100L	
Step Angle	15°		7.5°		3.75°		3.6°	
Drive Method	2-2 Phase		2-2 Phase		2-2 Phase		2-2 Phase	
Drive Circuit	Bipolar	Unipolar	Bipolar	Unipolar	Bipolar	Unipolar	Bipolar	Unipolar
Drive Voltage	24 V	12 V	24 V	24 V	24 V	24 V	24 V	24 V
Current/Phase	0.75 A		0.5 A		0.5 A		0.5 A	
Coil Resistance/Phase	5 Ω	50 Ω	7 Ω	30 Ω	7 Ω	110 Ω	8 Ω	100 Ω
Holding Torque (reference)	540 g-cm	360 g-cm	660 g-cm	800 g-cm	500 g-cm	450 g-cm	520 g-cm	450 g-cm

Torque Characteristics



Typical Outline

