

Future Bus / Hard Metric Series

KLS1-HBC1 (2.00 Hard Metric male 180 & Type A and Type C)

UL approval

Material:

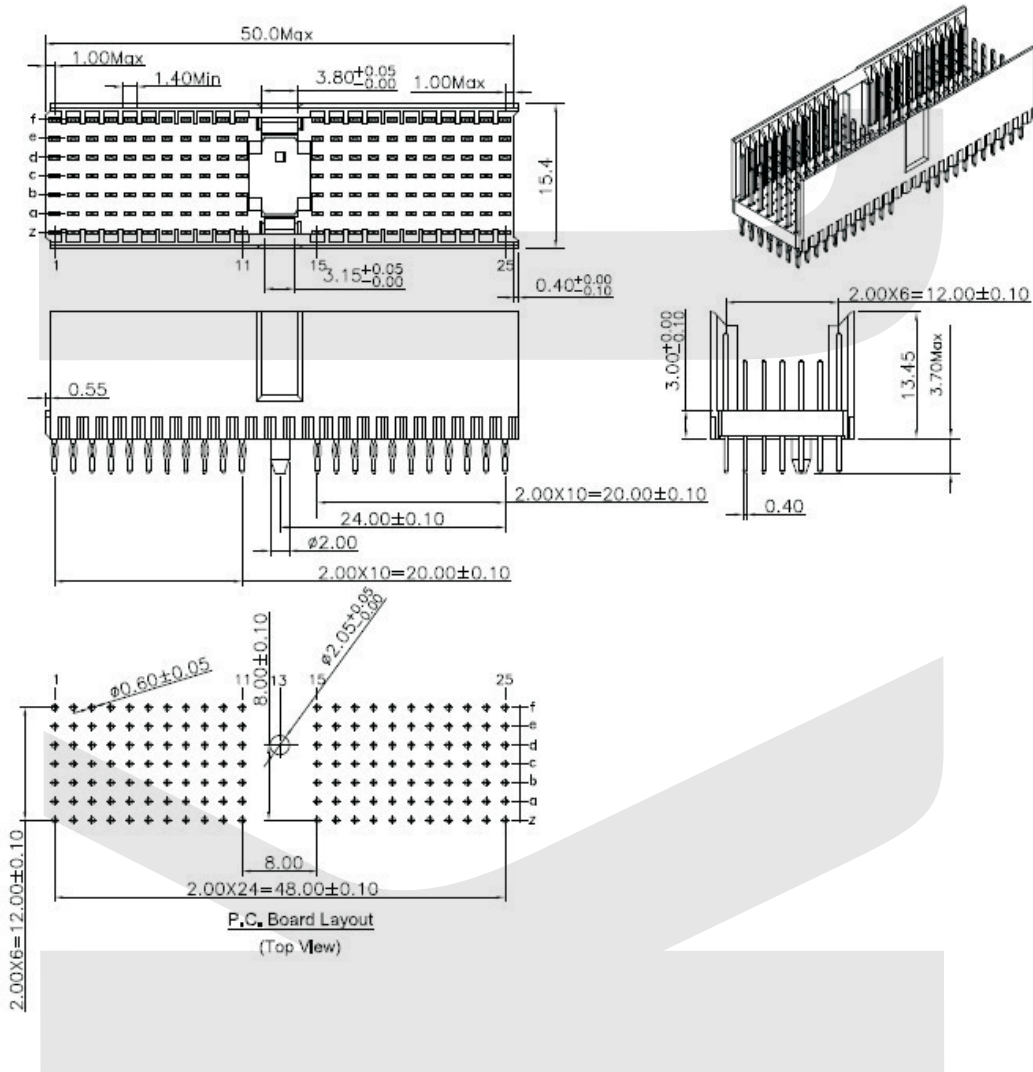

Housing: LCP UL94V-0
 Contacts: Male-Brass / Female-Phosphor Bronze
 Press-in force: 100N/pin Max
 Retention force: 20N/pin Min
 Current Rating: 1.5A at 20°C, 1.0A at 70°C
 Test Voltage: 750 Vrms
 Contact Resistance: 20m(ohm) Max
 Operating Temperature: -55°C~+125°C

Features:

*Type A Connectors provides 110 signal contacts plus 44 optional shielding contacts in 5+2 row x 25 position. The MPC (multipurpose center) provides alignment guides and accepts optional coding keys.

*Type C vertical male Connector provides 55 signal contacts and optional 22 shielding contacts in 5+2 row x 11 position. This half-size connector is polarized and the insulator features guides for alignment of the mating connectors.

*Locating peg prevents a wrong assembly and gives an accurate position





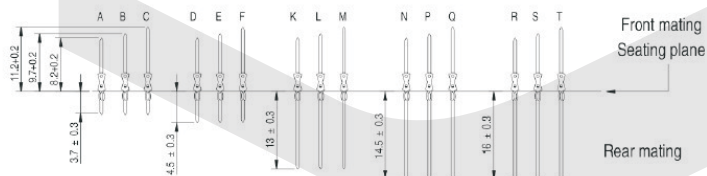
Part No.	Total Number	Row	Male Contact Options
<p>A-110-1A-0-30</p>	110	z a b c d e f	- B B B B B -
<p>A-110-1B-0-30</p>	110	z a b c d e f	- B B B B B -
<p>A-154-1A-1-30</p>	154	z a b c d e f	C A A A A A C
<p>A-154-1B-1-30</p>	154	z a b c d e f	C B B B B B C
<p>A-154-12-1-30</p> <p>Compact PCI</p>	154	z a b c d e f	C B B * * B C
<p>A-154-13-1-30</p> <p>cPCI Hot Swap</p>	154	z a b c d e f	C B * * * B C



<p>C-77-1A-1-30</p>	77	z a b c d e f	C A A A A A C
<p>C-77-1B-1-30</p>	77	z a b c d e f	C B B B B C
<p>A-100-16-1-30</p> <p>cPCI Telephony Spec</p>	100	z a b c d e f	C B * * * B C
<p>C-55-1A-0-30</p>	55	z a b c d e f	- A A A A A -
<p>C-55-1B-0-30</p>	55	z a b c d e f	- B B B B B -

Any one row has more than one different length contact in it:

Male Contact Options



ORDER INFORMATION

HM7A-PP03BC-154-LF
LEADER